

DCM Test Report

Cable Type : 4x2x23 x PE/LSZH	Factory Number : PHOENIX	Data File Name : DA079368.D3S
Cable I.D. : S/FTP#23X4P CABLE	Order Number : 9286 VI-15 211055037	Specification File : IEC CAT7-305M.S3S
Temperature : 25.00 °C	Relative Humidity : 50 %	Test Date/Time : 10/12/2021 11:26:06 AM
Length : 305.00 m	Number of Pairs to Test : 4	Operator : L 210830SM019001/303/R1
Starting Position : 25		Analyzer Type : ENA

Pass - Fail Test Certificate - 4 Pairs

High Frequency

Test Type	Test Result
Input Impedance(Zin)(Ohms)	OK
Return Loss (RL)(dB)	OK
Return Loss (RL-Far End)(dB)	OK
Insertion Loss (IL)(Curve Fit)(dB/328.0 ft)@20C	OK
Near End Crosstalk Loss (NEXT)(dB)	OK
Near End Crosstalk Loss (NEXT-Far End)(dB)	OK
Power Sum NEXT(PSNEXT)(dB)	OK
Power Sum NEXT(PSNEXT_Far End)(dB)	OK

Low Frequency

Test Type	Test Result
Conductor Resistance(Ohms/100.0 m)@20C	OK
Resistance Unbalance(%)	OK
Mutual Capacitance(nF/100.0 m)@1000Hz	OK
Cap. Unbalance to Ground(pF/100.0 m)@1000Hz	OK

Signature:	Approved:	Date:
------------	-----------	-------

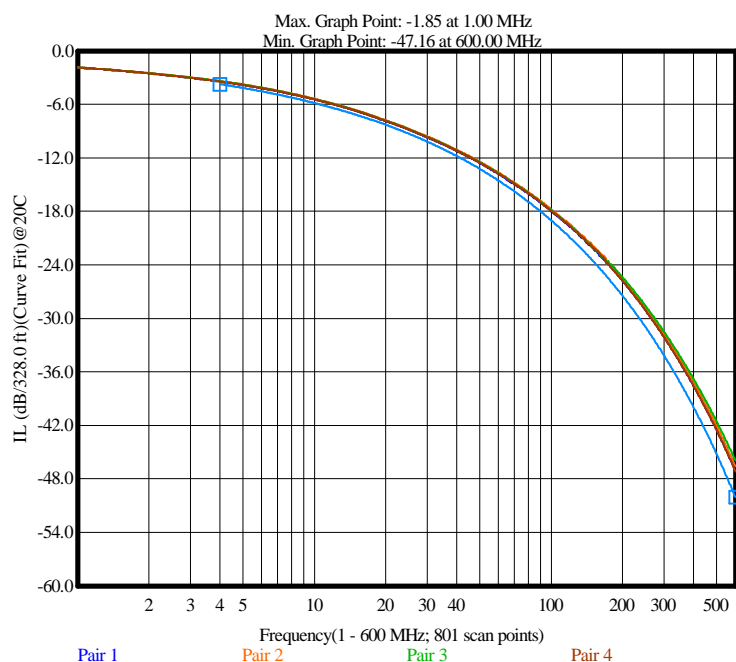
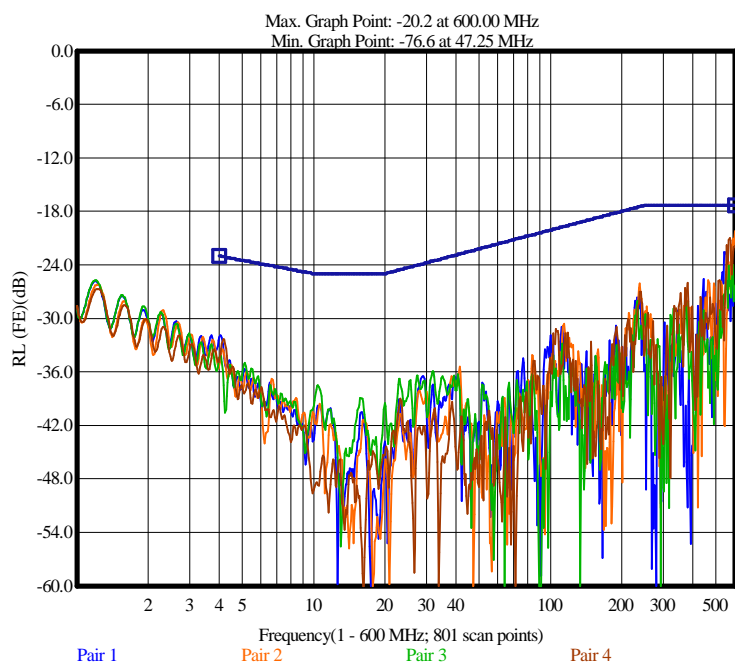
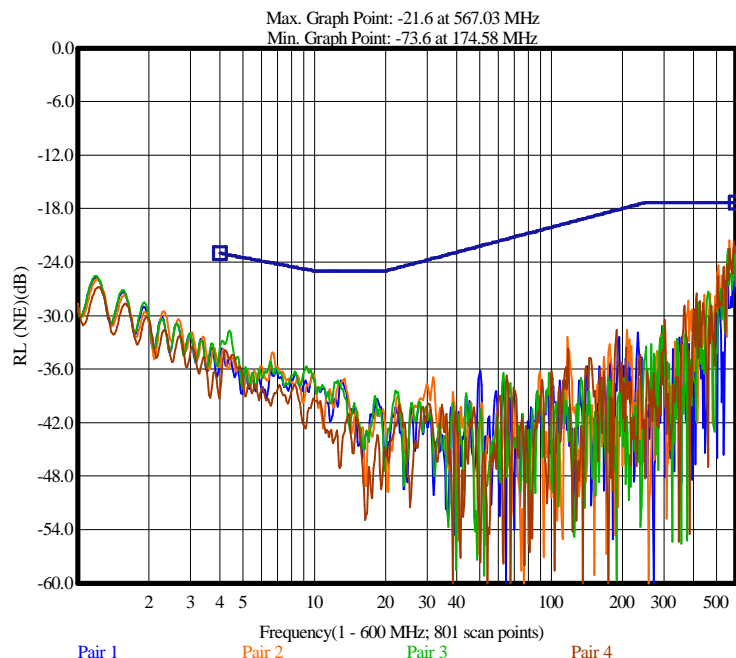
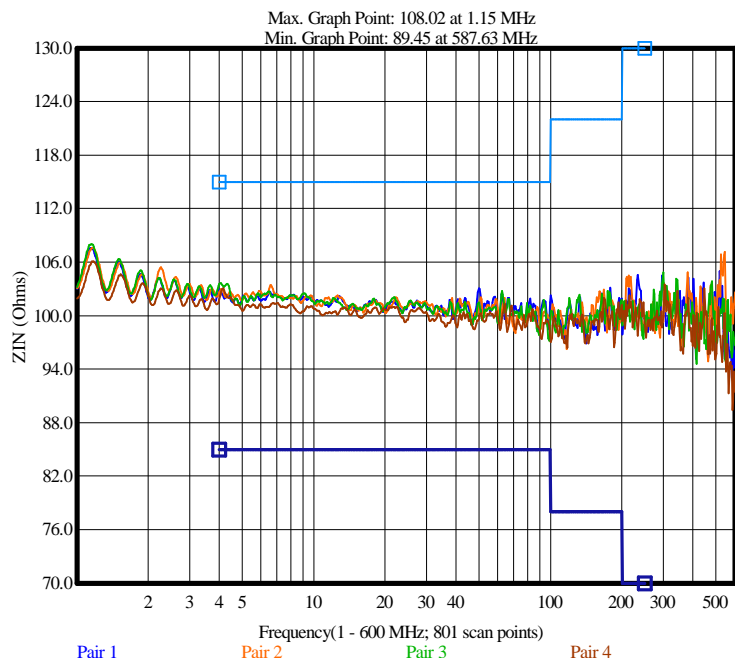
DCM Test Report

Cable Type : 4x2x23 x PE/LSZH	Factory Number : PHOENIX	Data File Name : DA079368.D3S
Cable I.D. : S/FTP#23X4P CABLE	Order Number : 9286 VI-15 211055037	Specification File : IEC CAT7-305M.S3S
Temperature : 25.00 °C	Relative Humidity : 50 %	Test Date/Time : 10/12/2021 11:26:06 AM
Length : 305.00 m	Number of Pairs to Test : 4	Operator : L 210830SM019001/303/R1
Starting Position : 25		Analyzer Type : ENA

Worst Case Summary

High Frequency

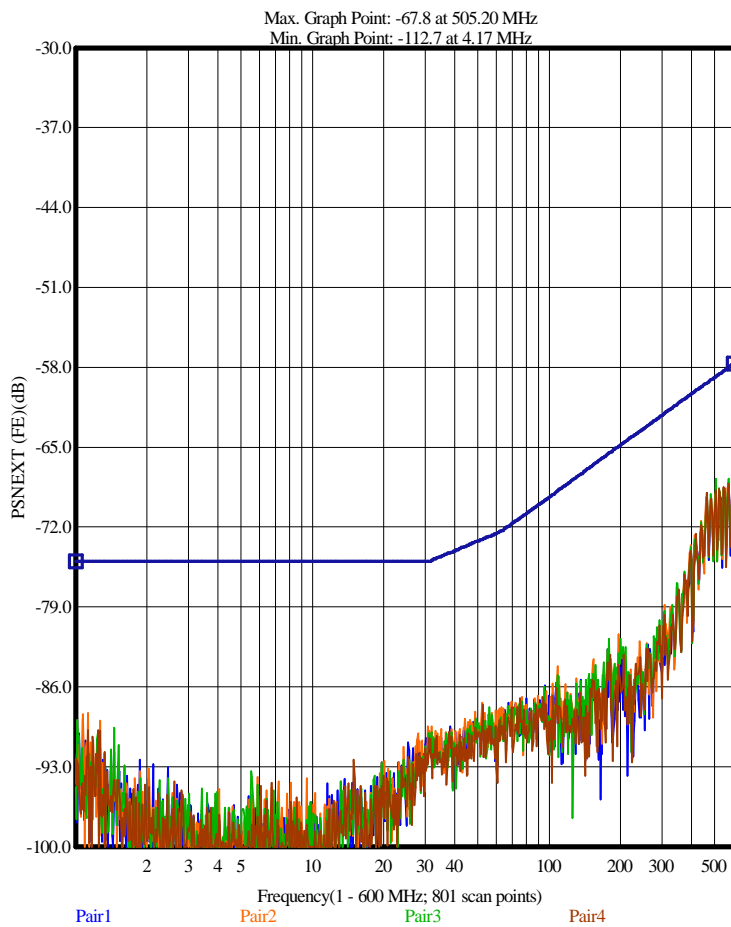
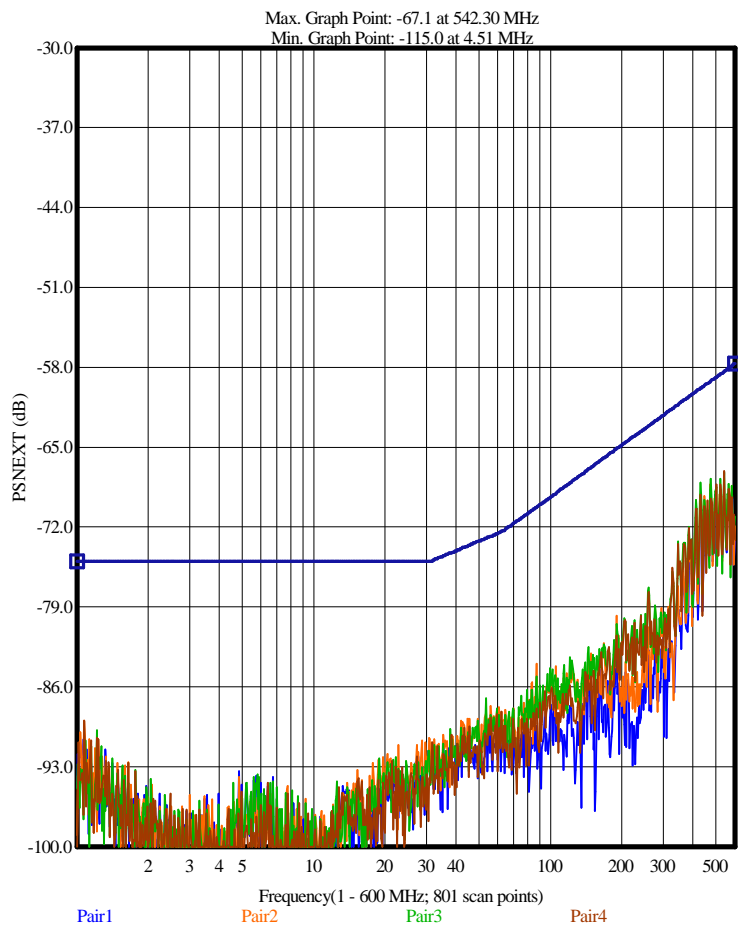
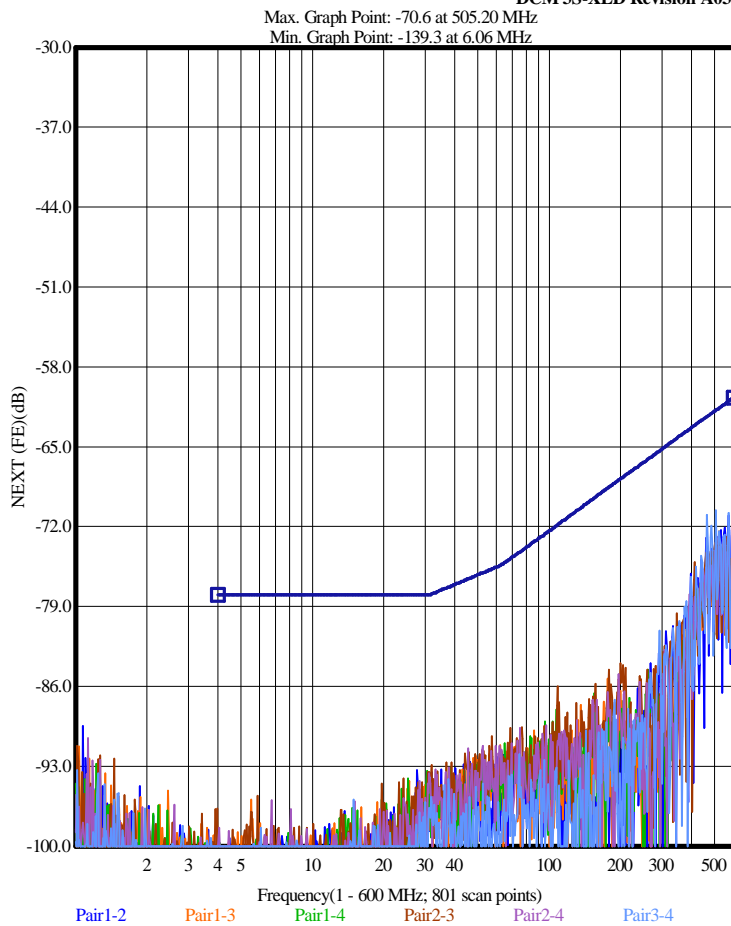
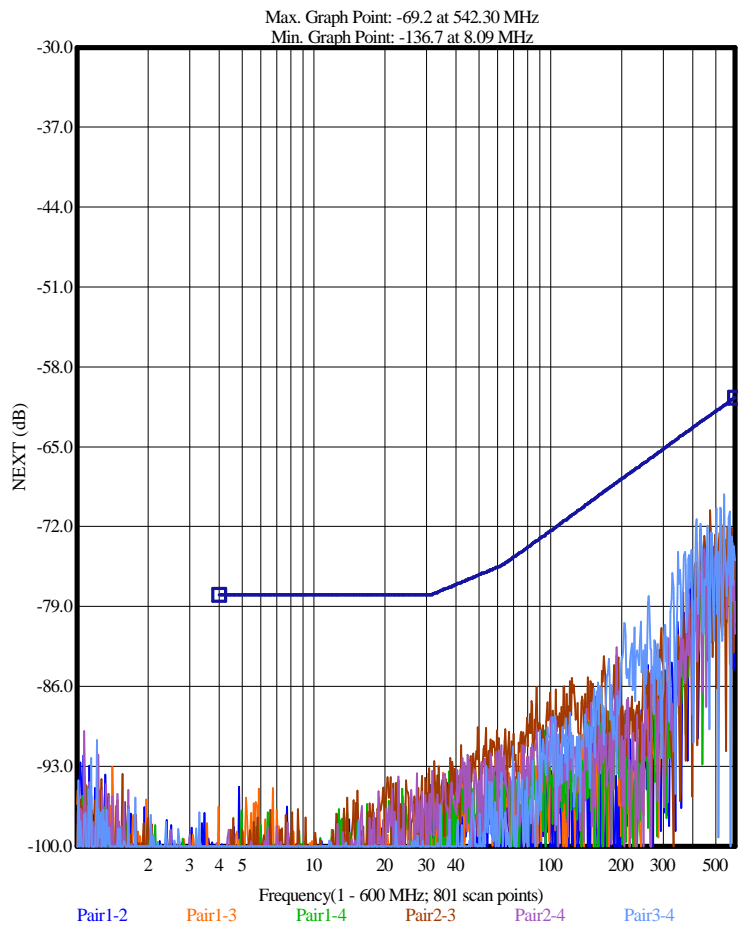
Test Type	Specification	Measured (Pair)	Margin	@ Frequency (MHz)	Test Result
Input Impedance(Zin)	85.00 (Min)	97.18 (Pair 3)	12.18	98.75	Passed
Input Impedance(Zin)	115.00 (Max)	103.66 (Pair 3)	11.34	4.03	Passed
Return Loss (RL)	17.3 (Min)	21.6 (Pair 2)	4.3	567.03	Passed
Return Loss (RL-Far End)	17.3 (Min)	20.2 (Pair 2)	2.9	600.00	Passed
Insertion Loss (IL)(Curve Fit)@20C	3.75 (Max)	3.46 (Pair 1)	0.29	4.03	Passed
Near End Crosstalk Loss (NEXT)	61.4 (Min)	69.2 (Pairs 3-4)	7.8	542.30	Passed
Near End Crosstalk Loss (NEXT-Far End)	62.4 (Min)	70.9 (Pairs 3-4)	8.5	463.98	Passed
Power Sum NEXT(PSNEXT)	59.8 (Min)	68.1 (Pair 3)	8.3	429.77	Passed
Power Sum NEXT(PSNEXT_Far End)	58.8 (Min)	67.8 (Pair 3)	9.0	505.20	Passed



N/A = Not Applicable.
 --- = Disable/Bypassed Pair.

* = Measured value out of spec.
 xxx = No entry.

*** = Measured value is invalid.
 ISTD



N/A = Not Applicable.
--- = Disable/Bypassed Pair.

* = Measured value out of spec.
xxx = No entry.

*** = Measured value is invalid.
ISTP

Worst Case Summary

Low Frequency

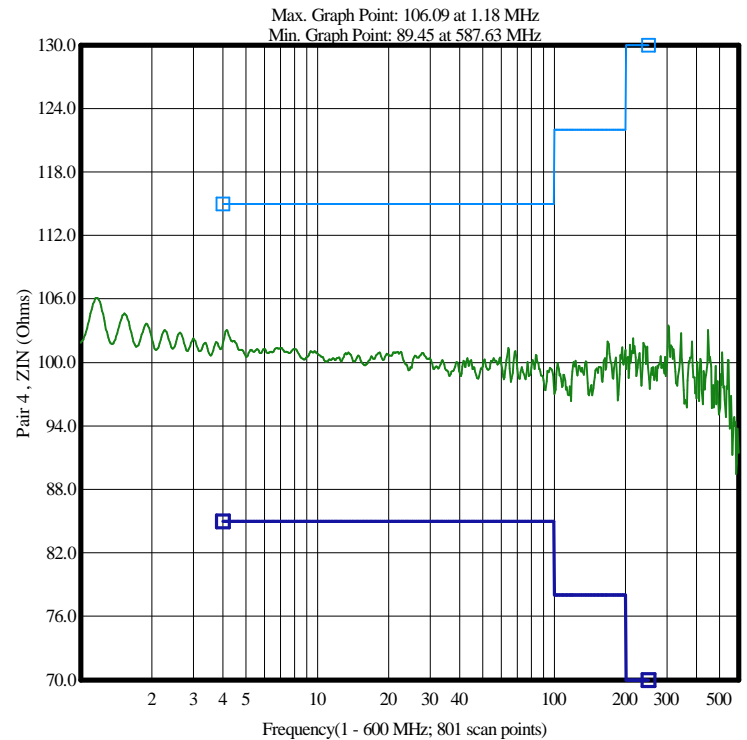
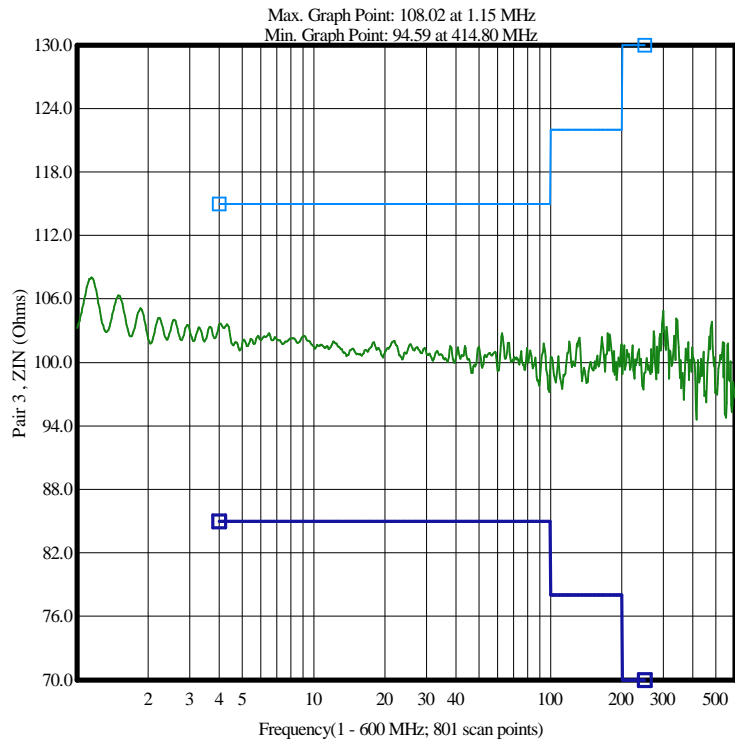
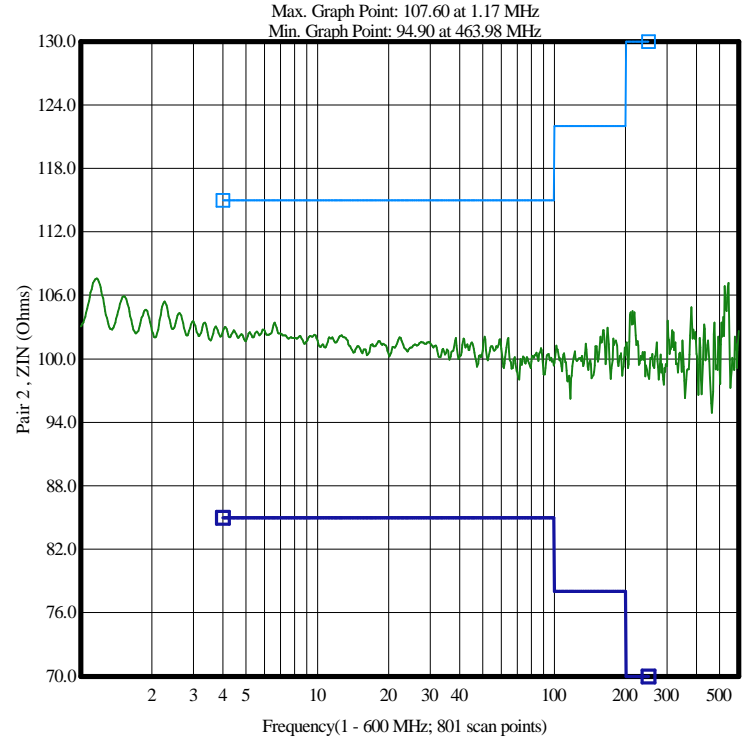
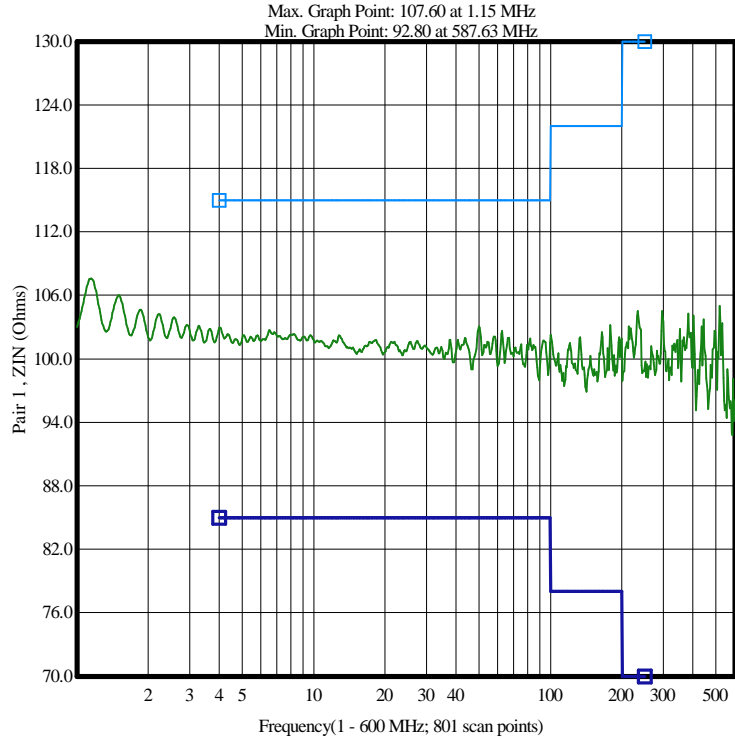
Statistical Parameter	Maximum		Minimum		Average Maximum		Standard Deviation		Result
	Spec Limit	Measured	Spec Limit	Measured	Spec Limit	Measured	Spec Limit	Measured	
Conductor Resistance(Ohms/100.0 m)@20C	9.38	6.76	xxx	6.63	xxx	6.70	xxx	0.045	Passed
Resistance Unbalance(%)	5.00	0.26	xxx	0.02	xxx	0.11	xxx	0.097	Passed
Mutual Capacitance(nF/100.0 m)@1000Hz	5.60	4.64	xxx	4.57	xxx	4.61	xxx	0.028	Passed
Cap. Unbalance to Ground(pF/100.0 m)@1000Hz	330	108	xxx	26	xxx	50	xxx	33.3	Passed

Detail: Resistance/Capacitance Measurement -Normalized

Test Types	Conductor Resistance Ra @20C	Conductor Resistance Rb @20C	Resistance Unbalance	Mutual Capacitance @1000 Hz	Capacitance Unbalance to Ground @1000 Hz	Test Result
Unit	Ohms/100.0 m	Ohms/100.0 m	%	nF/100.0 m	pF/100.0 m	
Max Spec	9.38	9.38	5.00	5.60	330	
Min Spec	xxx	xxx	xxx	xxx	xxx	
Pair 1 [25]	6.75	6.76	0.14	4.64	108	Passed Passed Passed Passed
Pair 2 [26]	6.67	6.67	0.02	4.57	35	
Pair 3 [27]	6.72	6.72	0.04	4.64	26	
Pair 4 [28]	6.65	6.63	0.26	4.60	32	

Summary and Graphic: Input Impedance(Zin)

Pair	Specification		Measured(Ohms)		Margin (Ohms)		@ Frequency (MHz)		Test Result
	Minimum	Maximum	Minimum	Maximum	Minimum	Maximum	Minimum	Maximum	
Pair 1 [25]	85.00	115.00	97.97	103.06	12.97	11.94	89.58	49.89	Passed
Pair 2 [26]	85.00	115.00	98.02	103.39	13.02	11.61	71.11	6.62	Passed
Pair 3 [27]	85.00	115.00	97.18	103.66	12.18	11.34	98.75	4.03	Passed
Pair 4 [28]	85.00	115.00	97.38	103.03	12.38	11.97	92.08	4.13	Passed



N/A = Not Applicable.
--- = Disable/Bypassed Pair.

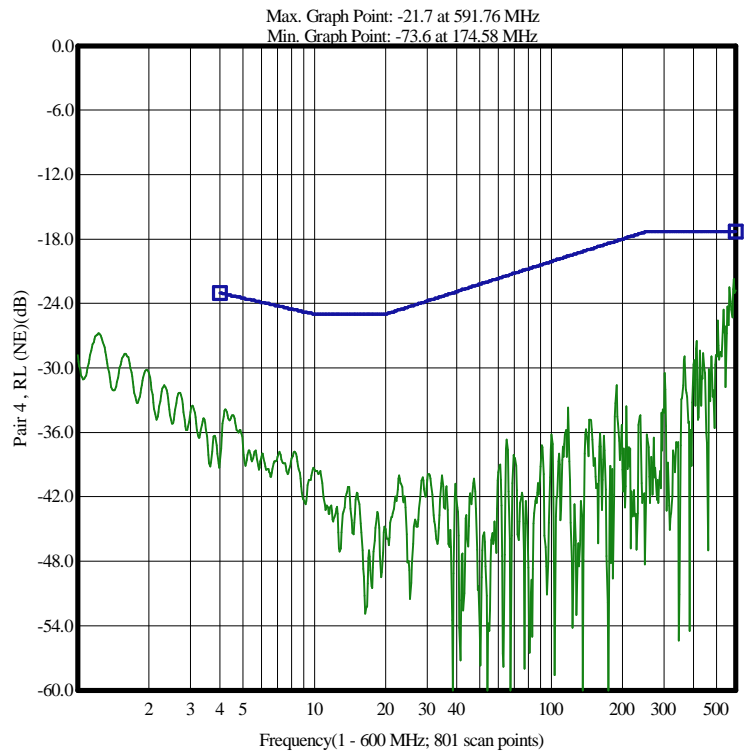
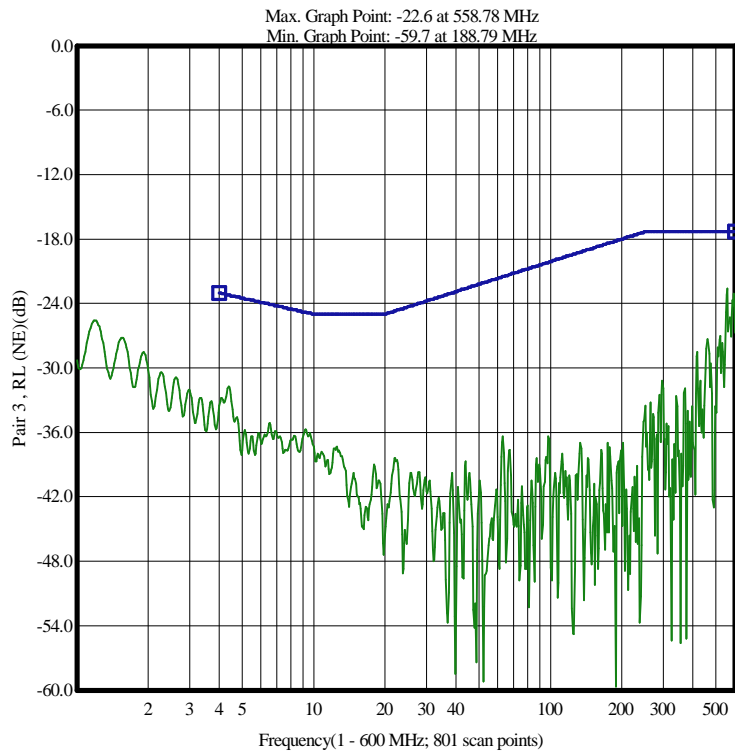
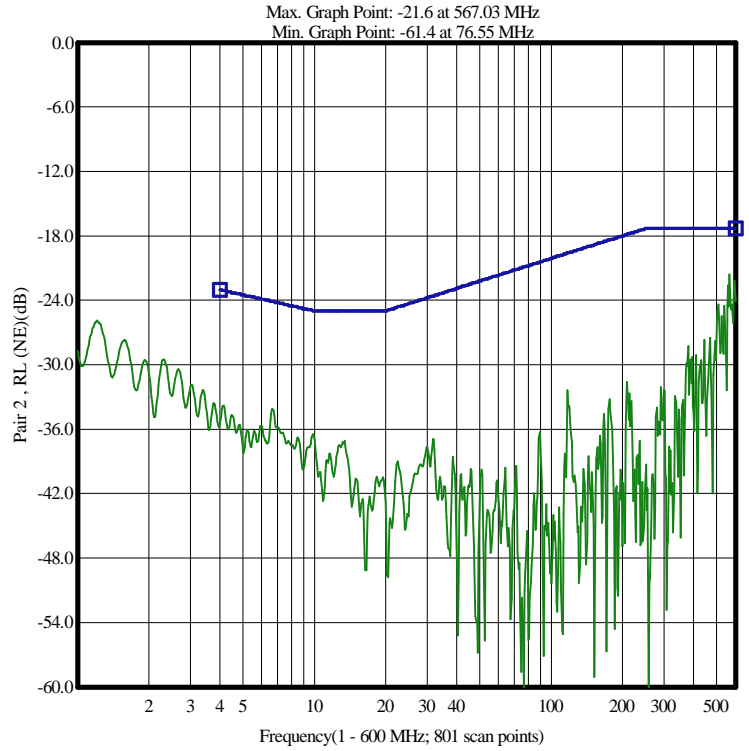
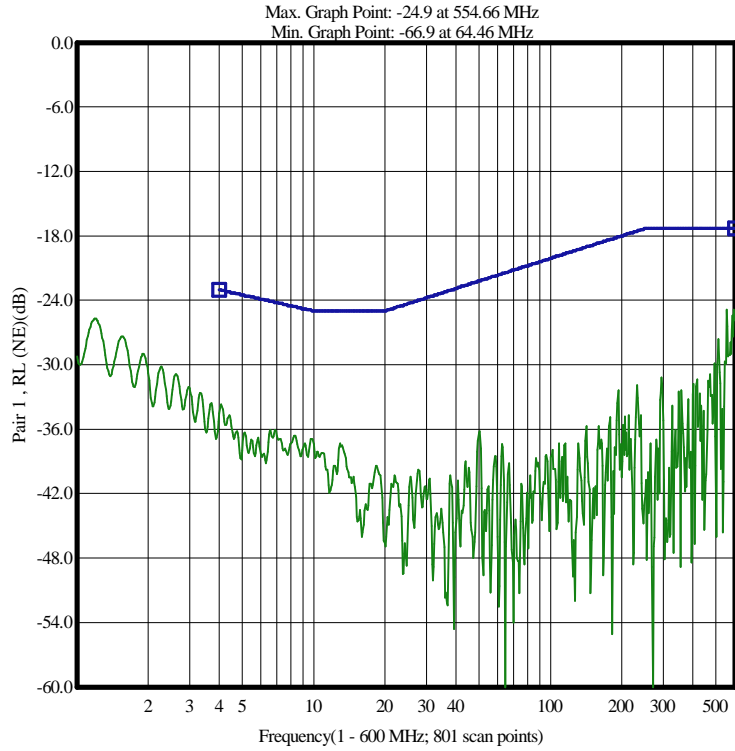
* = Measured value out of spec.
xxx = No entry.

*** = Measured value is invalid.
ISTP

Summary and Graphic: Return Loss (RL)

(Formula): $RL \geq -20.0 + 5.0 * \text{Log}(f/1.0)$; $25.0 + 0.0 * \text{Log}(f/1.0)$; $25.0 - 7.0 * \text{Log}(f/20.0)$; $0.0 + 10.0 * \text{Log}(f/600.0)$; $0.0 + 0.0 * \text{Log}(f/1.0)$; Min=-17.3

Pair	Spec (Min)(dB)	Measured(dB)	Margin (dB)	@ Frequency (MHz)	Test Result
Pair 1 [25]	17.3	24.9	7.6	554.66	Passed
Pair 2 [26]	17.3	21.6	4.3	567.03	Passed
Pair 3 [27]	17.3	22.6	5.3	558.78	Passed
Pair 4 [28]	17.3	21.7	4.4	591.76	Passed



N/A = Not Applicable.
--- = Disable/Bypassed Pair.

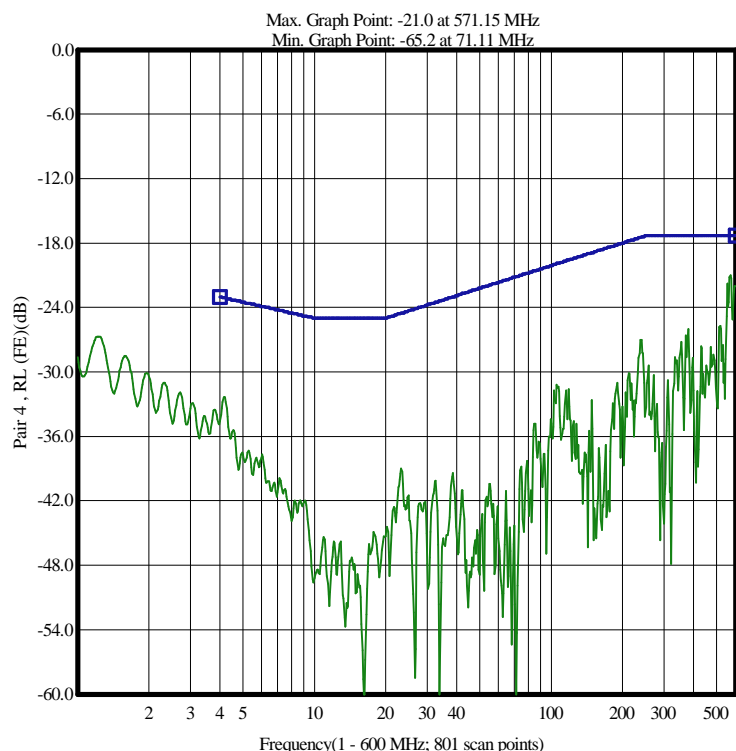
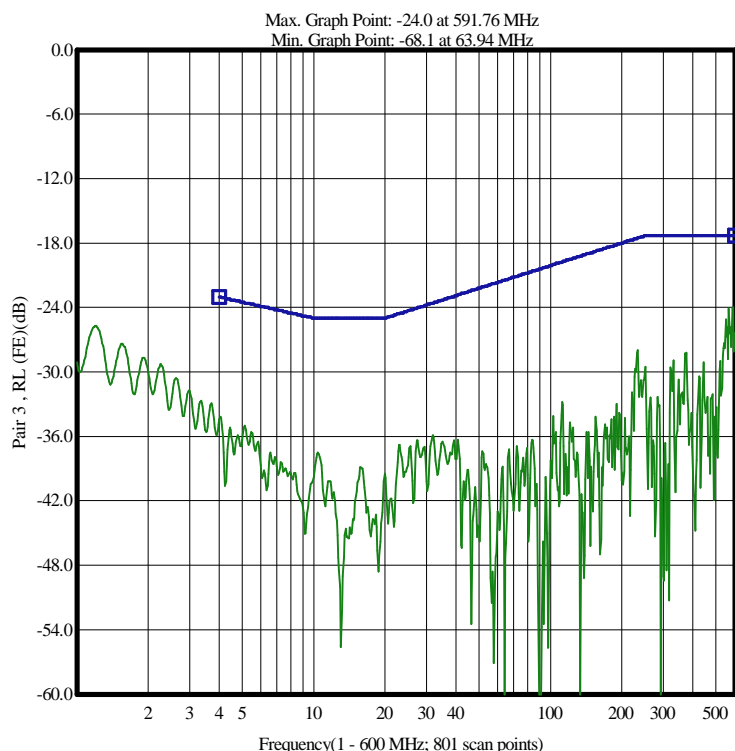
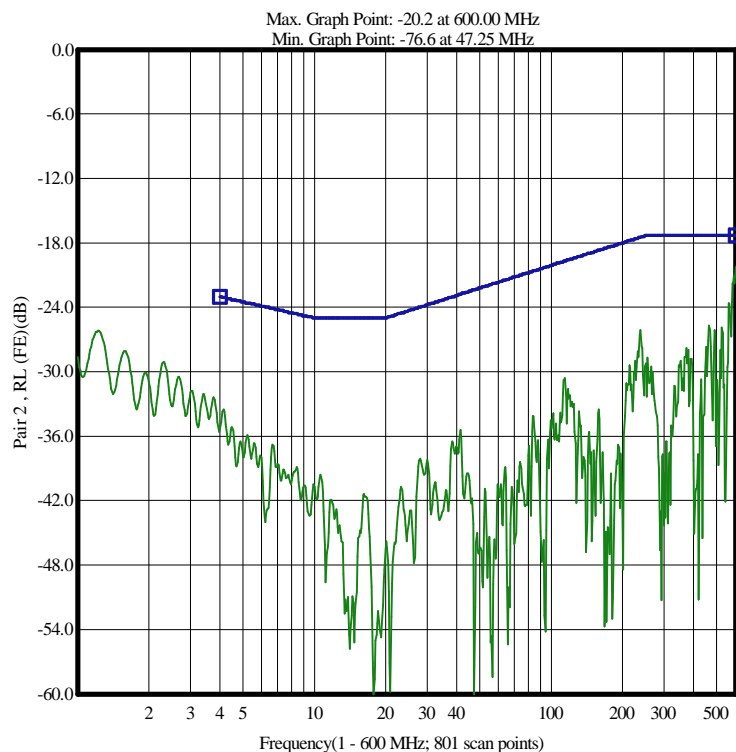
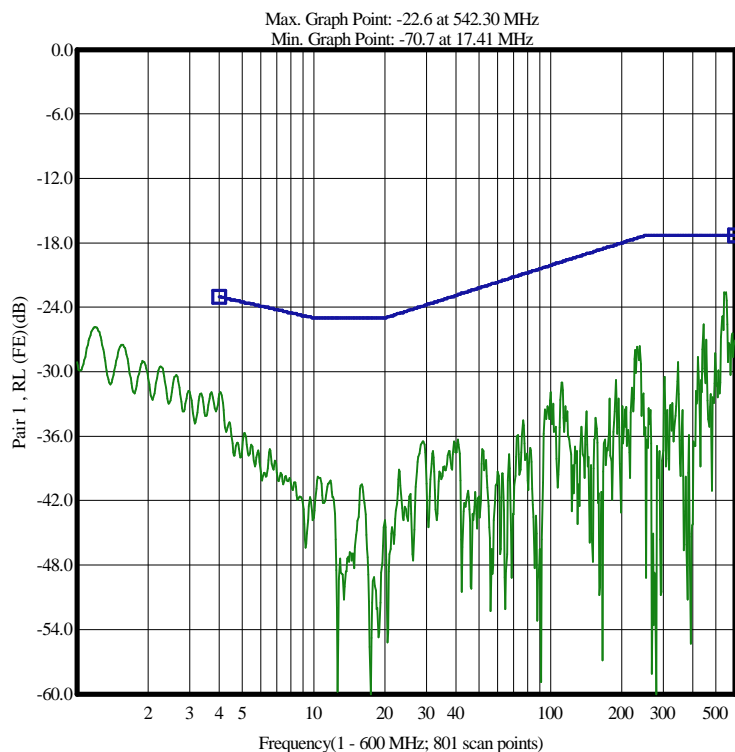
* = Measured value out of spec.
xxx = No entry.

*** = Measured value is invalid.
ISTP

Summary and Graphic: Return Loss (RL_FE)

(Formula): $RL >= 20.0 + 5.0 * \text{Log}(f/1.0)$; $25.0 + 0.0 * \text{Log}(f/1.0)$; $25.0 + -7.0 * \text{Log}(f/20.0)$; $0.0 + 10.0 * \text{Log}(f/600.0)$; $0.0 + 0.0 * \text{Log}(f/1.0)$; Min=-17.3

Pair	Spec (Min)(dB)	Measured(dB)	Margin (dB)	@ Frequency (MHz)	Test Result
Pair 1 [25]	17.3	22.6	5.3	542.30	Passed
Pair 2 [26]	17.3	20.2	2.9	600.00	Passed
Pair 3 [27]	17.3	24.0	6.7	591.76	Passed
Pair 4 [28]	17.3	21.0	3.7	571.15	Passed



N/A = Not Applicable.
--- = Disable/Bypassed Pair.

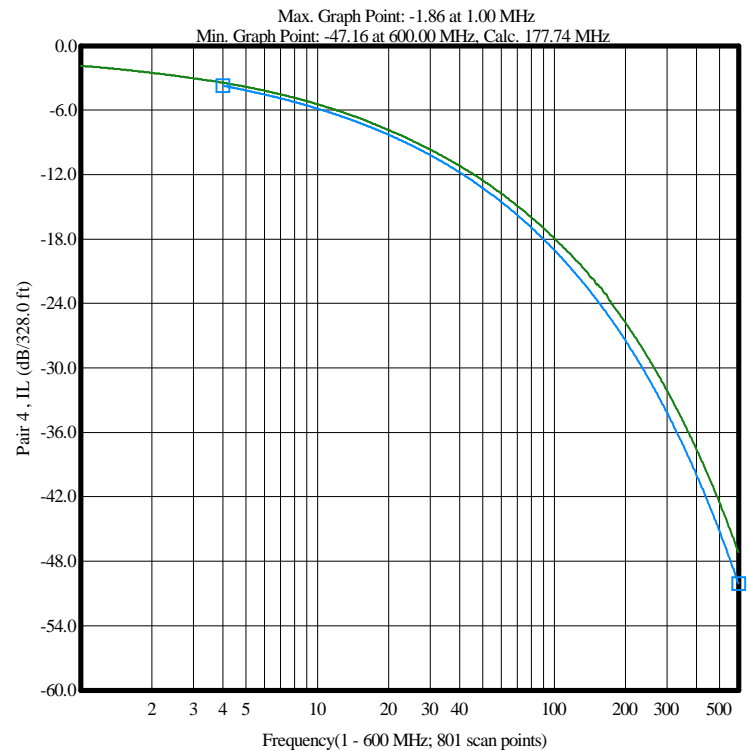
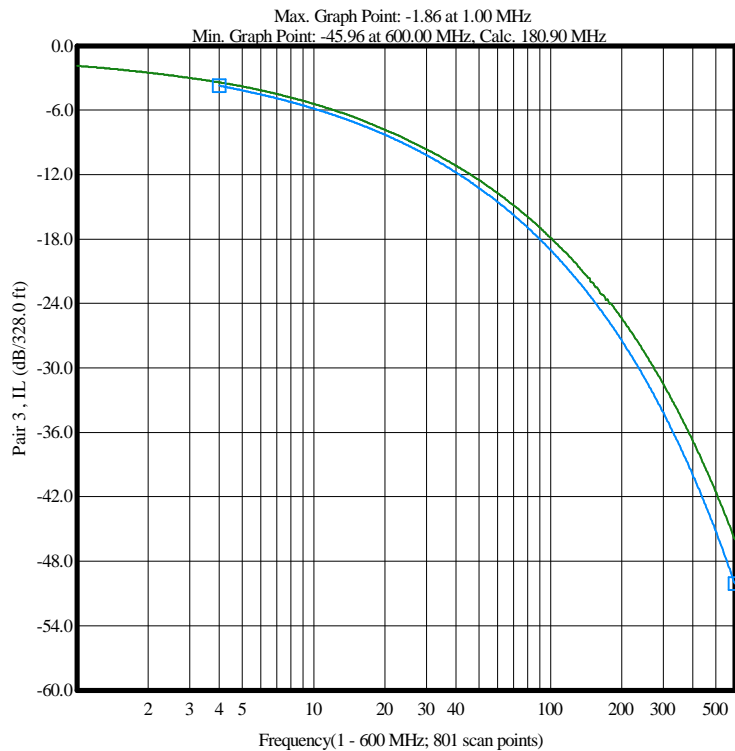
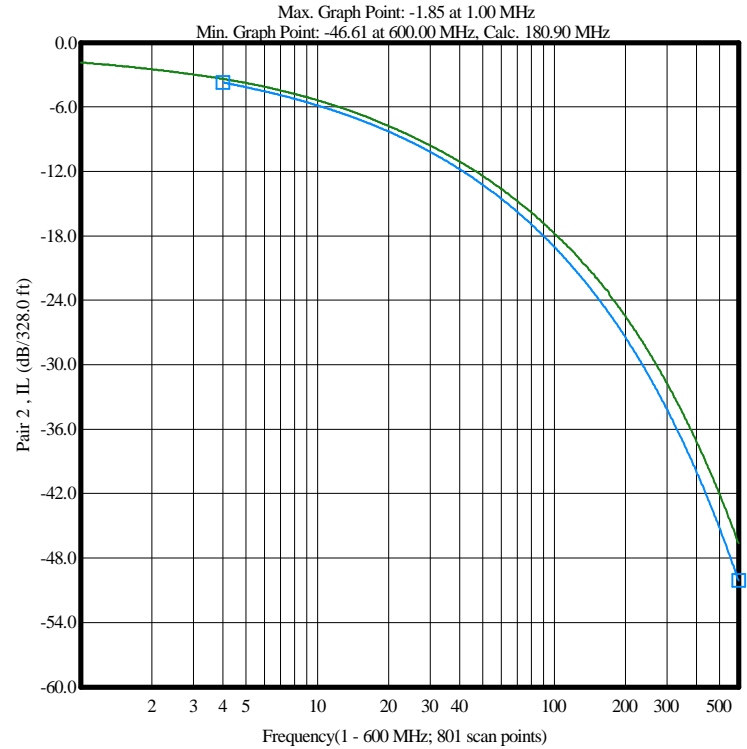
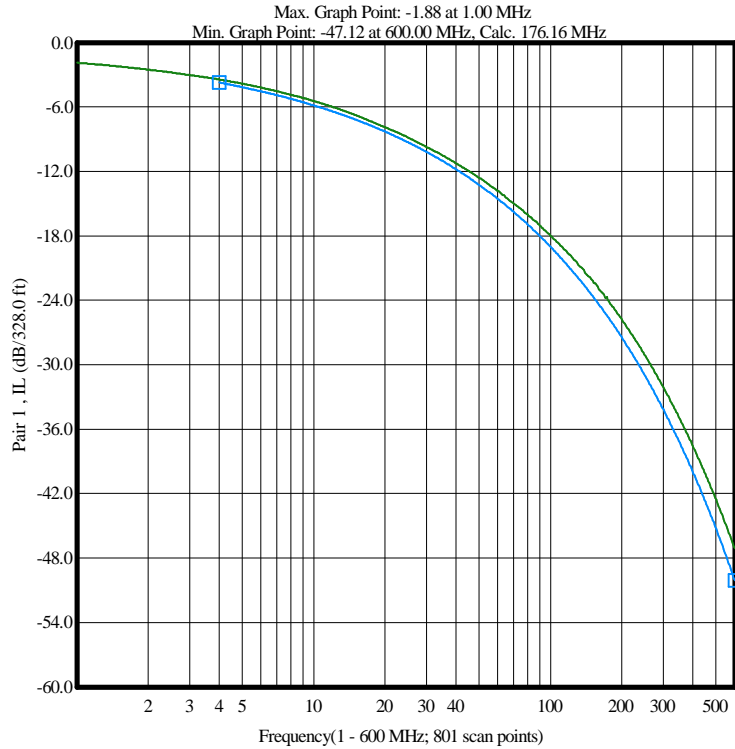
* = Measured value out of spec.
xxx = No entry.

*** = Measured value is invalid.
ISTP

Summary and Graphic: Insertion Loss (IL)(Curve Fit)@20C

(Formula): $IL \leq [(1.800 * \sqrt{f}) + (0.010 * f) + (0.200 * \sqrt{f})] * 1.000 * \text{Stranded Factor}$ (Refer to manual)

Pair	Spec (Max)(dB/328.0 ft)	Measured(dB/328.0 ft)	Margin (dB/328.0 ft)	@ Frequency (MHz)	Test Result
Pair 1 [25]	3.75	3.46	0.29	4.03	Passed
Pair 2 [26]	3.75	3.41	0.34	4.03	Passed
Pair 3 [27]	3.75	3.43	0.32	4.03	Passed
Pair 4 [28]	3.75	3.46	0.29	4.03	Passed



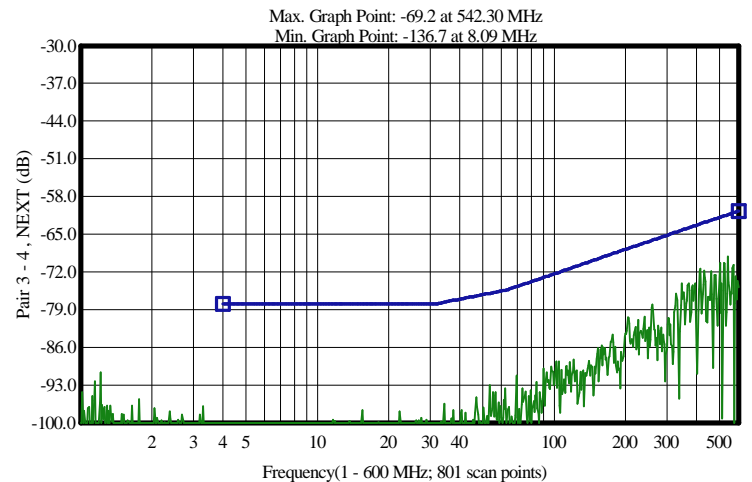
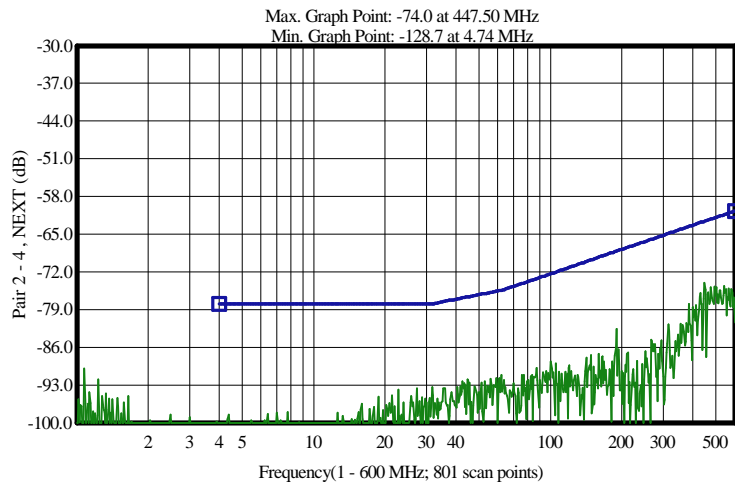
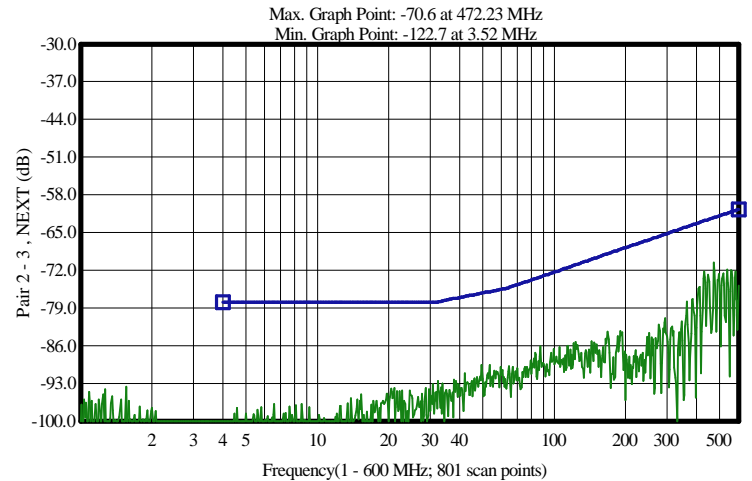
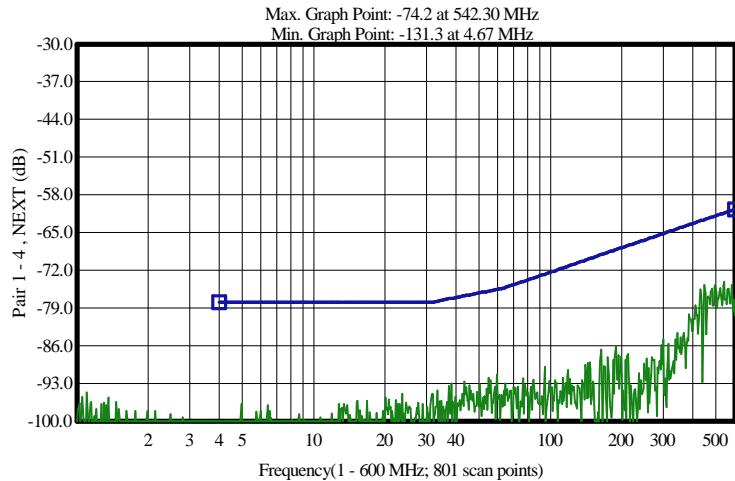
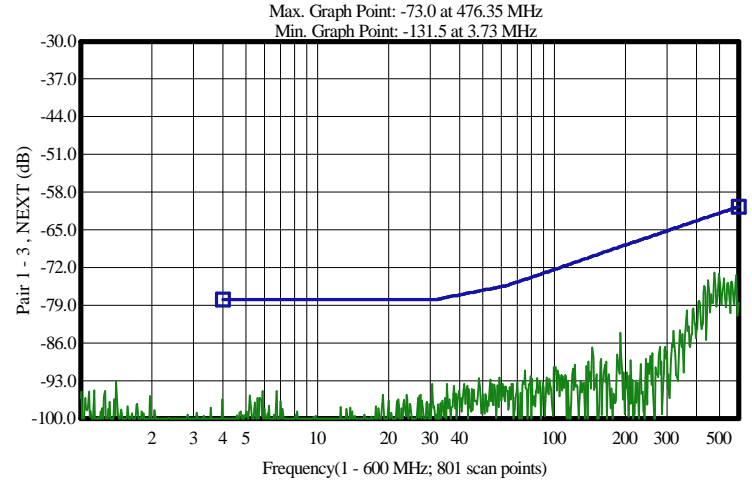
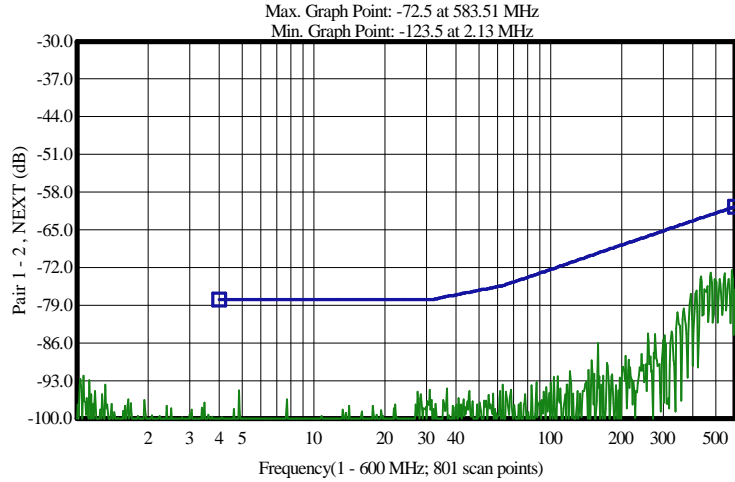
N/A = Not Applicable.
--- = Disable/Bypassed Pair.

* = Measured value out of spec.
xxx = No entry.

*** = Measured value is invalid.
ISTP

Summary and Graphic: Near End Crosstalk Loss (NEXT)

Pair	Spec (Min)(dB)	Measured(dB)	Margin (dB)	@ Frequency (MHz)	Test Result
Pair 1 - 2	62.2	73.0	10.8	476.35	Passed
Pair 1 - 3	62.2	73.0	10.8	476.35	Passed
Pair 1 - 4	62.6	74.7	12.1	447.50	Passed
Pair 2 - 3	62.3	70.6	8.3	472.23	Passed
Pair 2 - 4	62.6	74.0	11.4	447.50	Passed
Pair 3 - 4	61.4	69.2	7.8	542.30	Passed



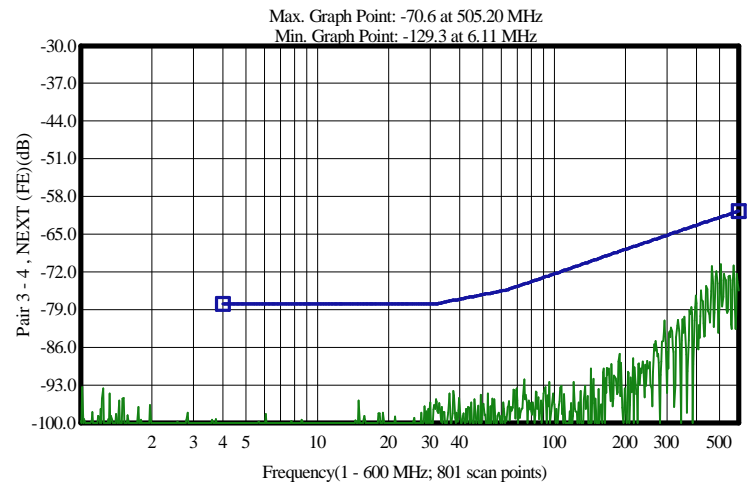
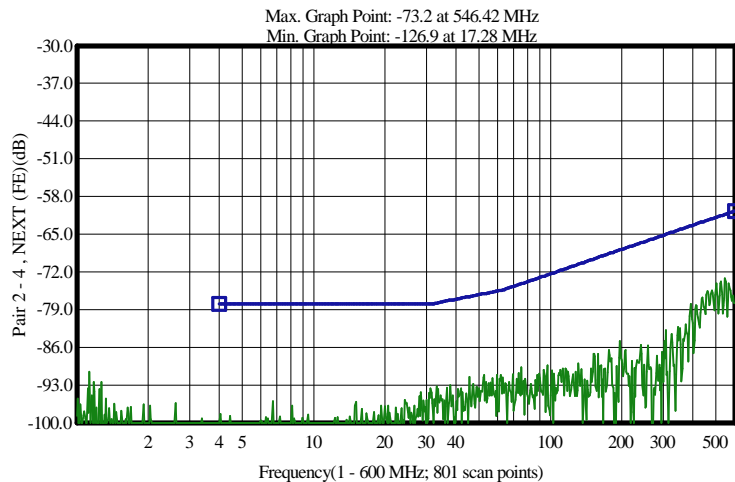
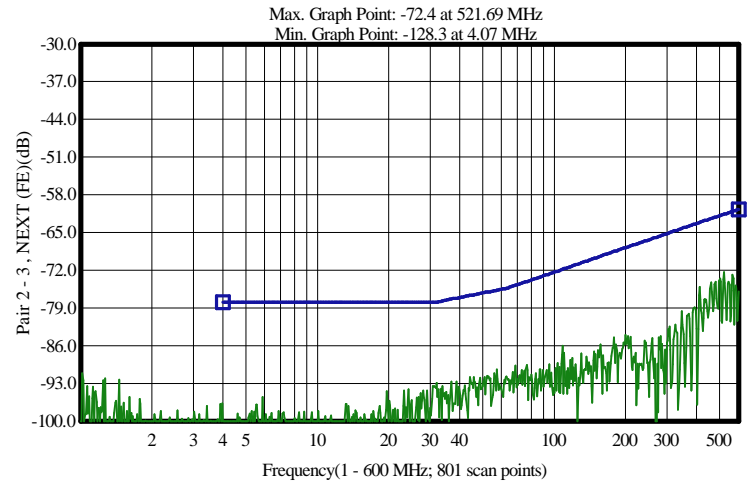
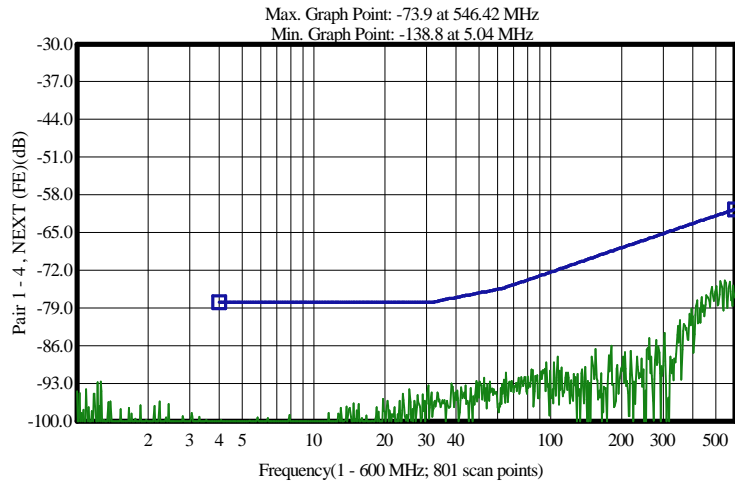
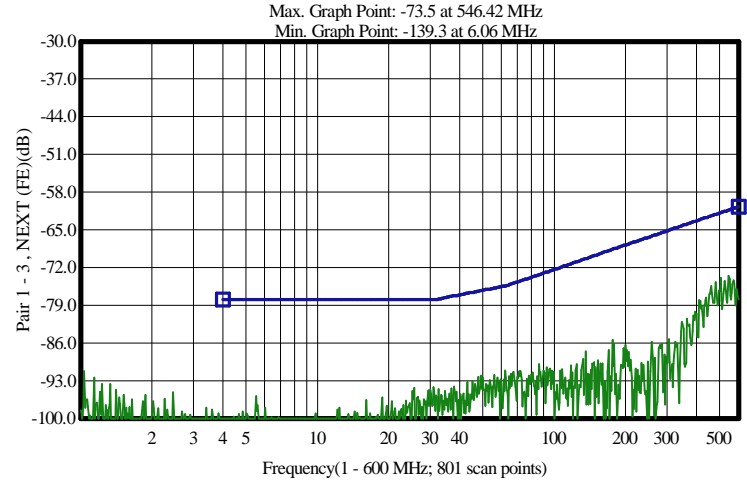
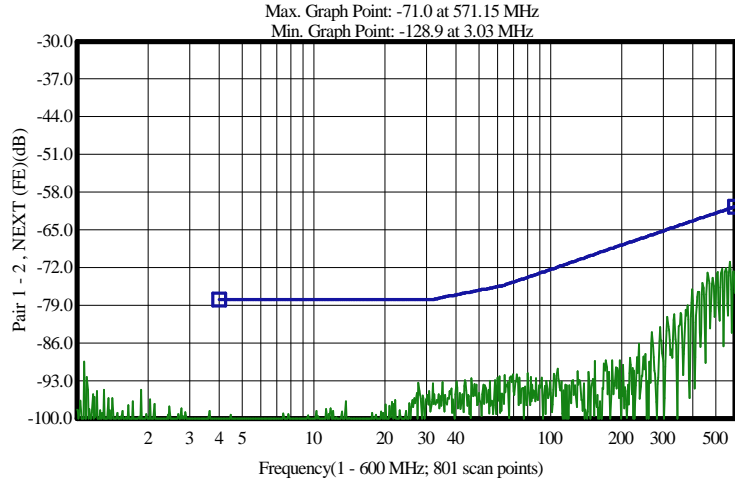
N/A = Not Applicable.
--- = Disable/Bypassed Pair.

* = Measured value out of spec.
xxx = No entry.

*** = Measured value is invalid.
ISTP

Summary and Graphic: Near End Crosstalk Loss (NEXT-Far End)

Pair	Spec (Min)(dB)	Measured(dB)	Margin (dB)	@ Frequency (MHz)	Test Result
Pair 1 - 2	61.0	71.0	10.0	571.15	Passed
Pair 1 - 3	61.8	73.9	12.1	505.20	Passed
Pair 1 - 4	61.6	74.0	12.4	521.69	Passed
Pair 2 - 3	61.6	72.4	10.8	521.69	Passed
Pair 2 - 4	61.3	73.2	11.9	546.42	Passed
Pair 3 - 4	62.4	70.9	8.5	463.98	Passed



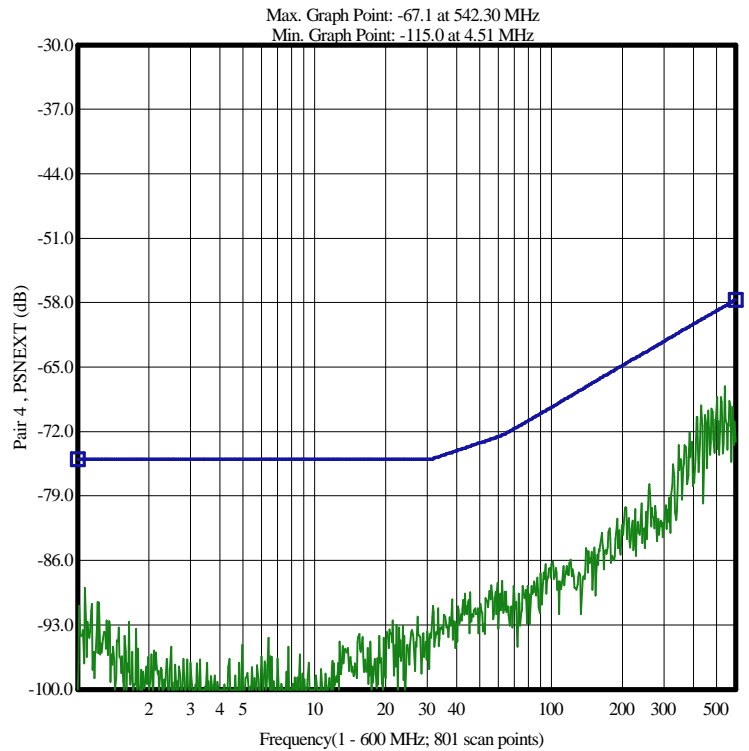
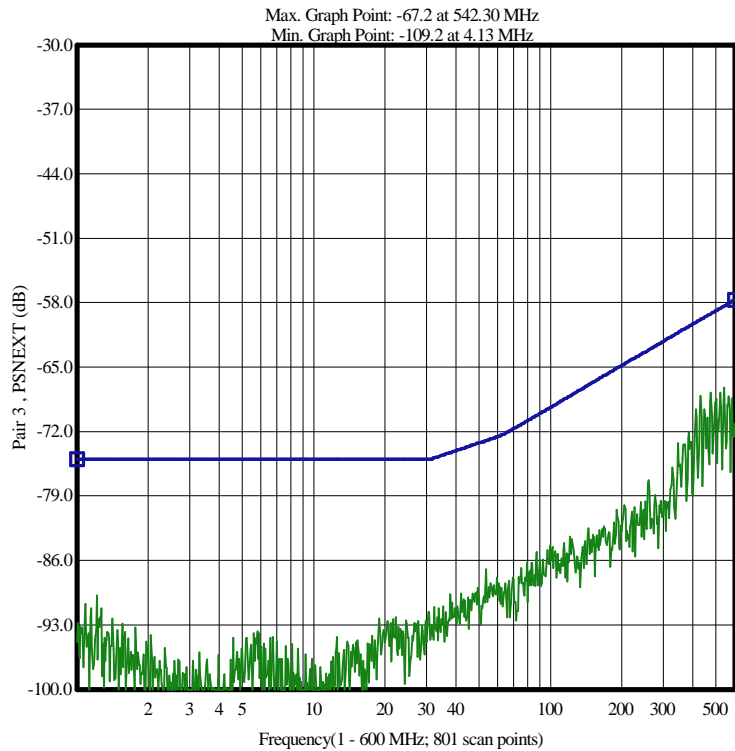
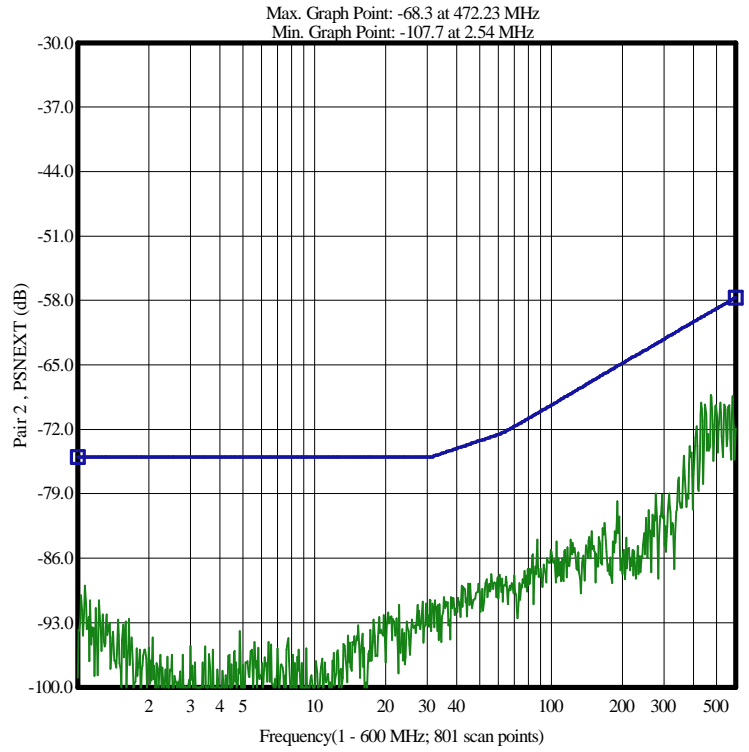
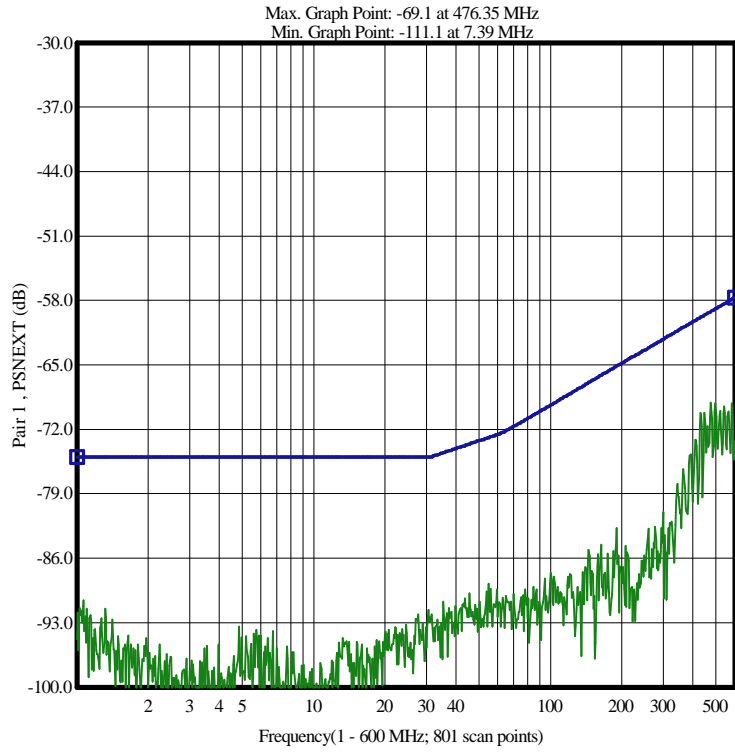
N/A = Not Applicable.
--- = Disable/Bypassed Pair.

* = Measured value out of spec.
xxx = No entry.

*** = Measured value is invalid.
ISTP

Summary and Graphic: Power Sum NEXT(PSNEXT)

Pair	Spec (Min)(dB)	Measured(dB)	Margin (dB)	@ Frequency (MHz)	Test Result
Pair 1 [25]	59.2	69.1	9.9	476.35	Passed
Pair 2 [26]	59.3	68.3	9.0	472.23	Passed
Pair 3 [27]	59.8	68.1	8.3	429.77	Passed
Pair 4 [28]	58.4	67.1	8.7	542.30	Passed



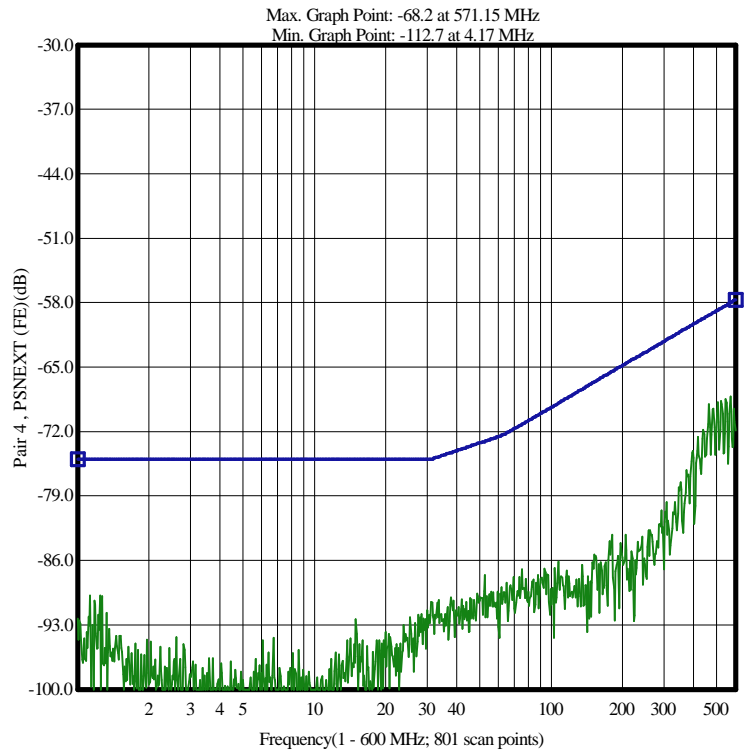
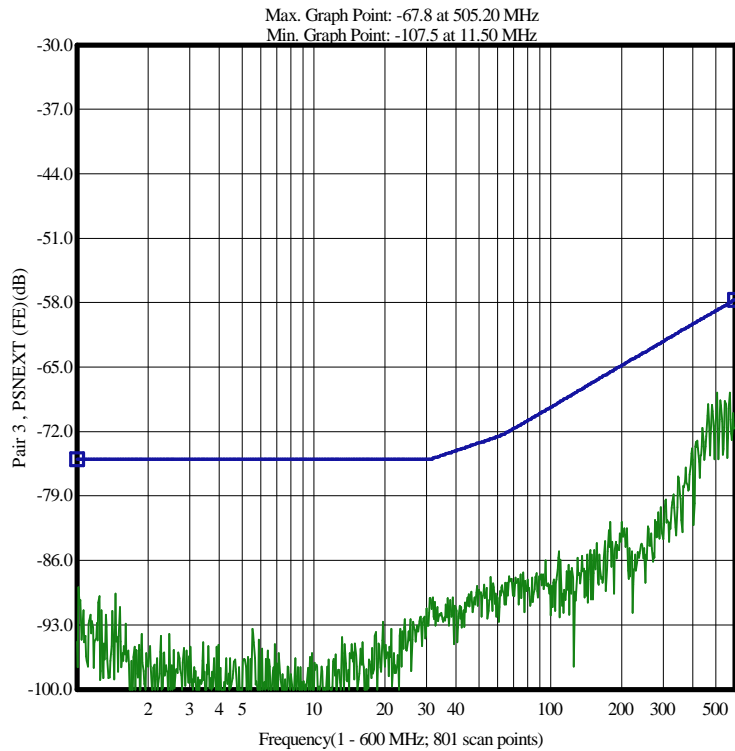
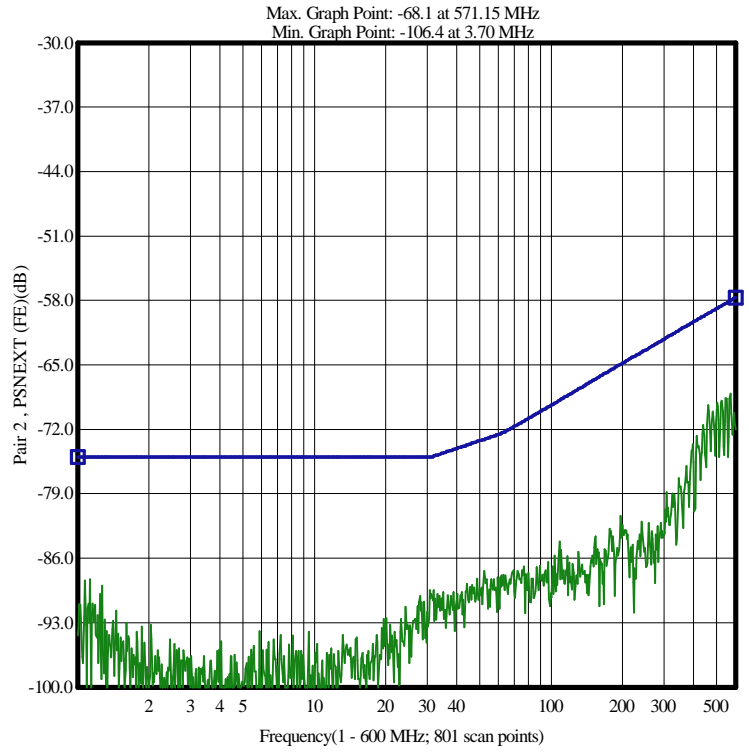
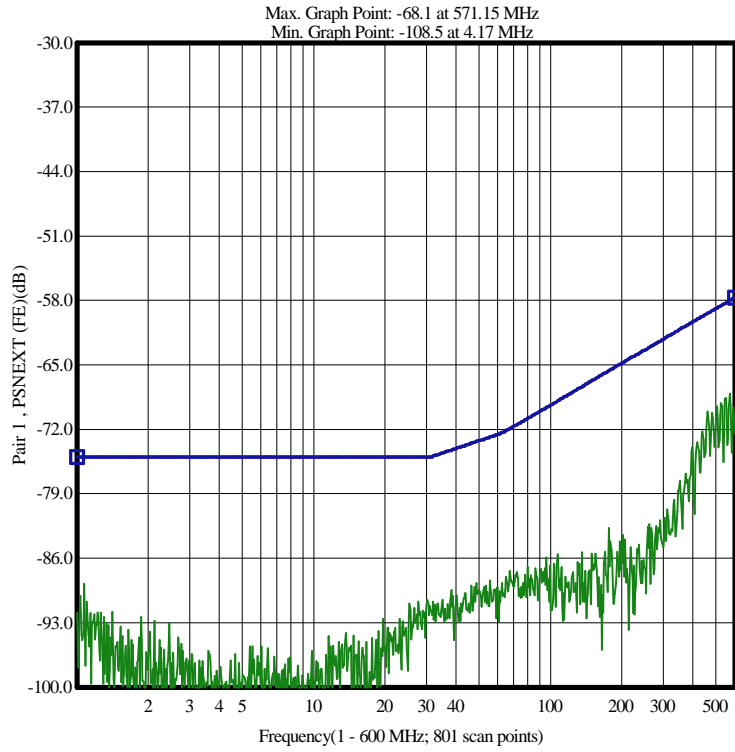
N/A = Not Applicable.
--- = Disable/Bypassed Pair.

* = Measured value out of spec.
xxx = No entry.

*** = Measured value is invalid.
ISTP

Summary and Graphic: Power Sum NEXT(PSNEXT_Far End)

Pair	Spec (Min)(dB)	Measured(dB)	Margin (dB)	@ Frequency (MHz)	Test Result
Pair 1 [25]	58.0	68.1	10.1	571.15	Passed
Pair 2 [26]	59.4	69.4	10.0	459.86	Passed
Pair 3 [27]	58.8	67.8	9.0	505.20	Passed
Pair 4 [28]	59.4	69.0	9.6	463.98	Passed



N/A = Not Applicable.
--- = Disable/Bypassed Pair.

* = Measured value out of spec.
xxx = No entry.

*** = Measured value is invalid.
ISTP

NEXT SWEEP - Worst Margin (dB) (Negative sign indicates a failure.)

Dv/Rc	2	3	4
1	10.8	10.8	12.1
2	...	8.3	11.4
3	7.8

NEXT SWEEP - Worst Frequency (MHz)

Dv/Rc	2	3	4
1	476	476	447
2	...	472	447
3	542

Detail Discrete Frequencies ---Input Impedance(Zin)(Ohms)

Frequency	4.00	8.00	10.00	16.00	20.00	25.00	31.25	62.50	99.90	100.00
Max Spec	115.00	115.00	115.00	115.00	115.00	115.00	115.00	115.00	115.00	122.00
Min Spec	85.00	85.00	85.00	85.00	85.00	85.00	85.00	85.00	85.00	78.00
Pair 1 [25]	102.91	102.24	101.71	100.73	100.66	101.19	100.52	102.55	101.77	101.87
Pair 2 [26]	102.64	101.96	101.71	100.76	100.38	101.06	101.17	100.52	99.47	99.50
Pair 3 [27]	103.58	102.27	101.48	100.68	100.97	101.29	100.59	102.68	99.69	99.85
Pair 4 [28]	101.86	101.24	100.79	99.77	100.66	99.59	99.42	99.56	97.48	97.39

Continue:Input Impedance(Zin)(Ohms)

Frequency	125.00	155.00	199.90	200.00	250.00					
Max Spec	122.00	122.00	122.00	132.00	132.00					
Min Spec	78.00	78.00	78.00	68.00	68.00					
Pair 1 [25]	99.30	98.54	101.76	101.50	99.23					
Pair 2 [26]	99.80	100.39	100.35	100.42	98.32					
Pair 3 [27]	99.91	99.69	101.64	101.45	98.99					
Pair 4 [28]	98.96	99.55	101.09	100.97	99.12					

Detail Discrete Frequencies ---Return Loss (RL)(dB)

(Formula): $RL >= 20.0 + 5.0 * \log(f/1.0)$; $25.0 + 0.0 * \log(f/1.0)$; $25.0 - 7.0 * \log(f/20.0)$; $0.0 + 10.0 * \log(f/600.0)$; $0.0 + 0.0 * \log(f/1.0)$; Min=17.3

Frequency	4.00	8.00	10.00	16.00	20.00	25.00	31.25	62.50	100.00	200.00
Min Spec	23.0	24.5	25.0	25.0	25.0	24.3	23.6	21.5	20.1	18.0
Pair 1 [25]	34.5	37.3	37.4	45.8	46.7	44.5	42.9	37.7	40.2	40.4
Pair 2 [26]	35.4	37.5	37.0	42.6	43.5	43.8	38.3	44.1	49.4	46.3
Pair 3 [27]	33.5	36.7	37.3	44.8	45.4	43.7	41.9	37.3	44.8	41.6
Pair 4 [28]	38.7	38.5	39.5	47.7	45.2	48.2	41.1	54.0	36.9	39.7

Continue:Return Loss (RL)(dB)

Frequency	250.00	300.00	350.00	400.00	500.00	600.00				
Min Spec	17.3	17.3	17.3	17.3	17.3	17.3				
Pair 1 [25]	42.7	37.5	33.8	32.7	43.6	25.9				
Pair 2 [26]	40.8	32.4	39.0	34.5	26.4	24.1				
Pair 3 [27]	34.3	33.9	39.2	37.0	34.0	26.7				
Pair 4 [28]	45.5	32.6	46.2	29.7	28.9	22.8				

Detail Discrete Frequencies ---Return Loss (RL-FE)(dB)

(Formula): $RL >= 20.0 + 5.0 * \log(f/1.0)$; $25.0 + 0.0 * \log(f/1.0)$; $25.0 - 7.0 * \log(f/20.0)$; $0.0 + 10.0 * \log(f/600.0)$; $0.0 + 0.0 * \log(f/1.0)$; Min=17.3

Frequency	4.00	8.00	10.00	16.00	20.00	25.00	31.25	62.50	100.00	200.00
Min Spec	23.0	24.5	25.0	25.0	25.0	24.3	23.6	21.5	20.1	18.0
Pair 1 [25]	32.1	40.2	43.6	40.6	44.0	43.6	39.6	40.1	32.3	36.7
Pair 2 [26]	35.3	40.3	40.7	42.2	46.3	44.1	43.1	44.2	34.9	43.7
Pair 3 [27]	34.4	39.4	39.8	39.0	39.6	38.5	36.8	39.3	39.4	40.0
Pair 4 [28]	34.6	43.7	49.2	57.0	45.2	41.9	42.8	52.2	34.6	33.4

Continue:Return Loss (RL-FE)(dB)

Frequency	250.00	300.00	350.00	400.00	500.00	600.00				
Min Spec	17.3	17.3	17.3	17.3	17.3	17.3				
Pair 1 [25]	35.6	34.9	34.4	43.8	30.5	27.1				
Pair 2 [26]	29.4	42.2	29.4	38.7	32.4	20.2				
Pair 3 [27]	30.2	49.2	32.2	38.9	34.0	26.3				
Pair 4 [28]	33.8	43.0	28.5	31.9	32.8	22.0				

N/A = Not Applicable.
--- = Disable/Bypassed Pair.

* = Measured value out of spec.
xxx = No entry.

*** = Measured value is invalid.
ISTP

Detail Discrete Frequencies ---Insertion Loss (IL)(dB/328.0 ft)(Curve Fit)@20C

(Formula: $IL \leq [(1.800 * \sqrt{f}) + (0.010 * f) + (0.200 * \sqrt{f})] * 1.000 * \text{Stranded Factor}$ (Refer to manual)

Frequency	4.00	8.00	10.00	16.00	20.00	25.00	31.25	62.50	100.00	125.00
Max Spec	3.74	5.24	5.85	7.41	8.29	9.29	10.41	14.88	19.02	21.39
Pair 1 [25]	3.45	4.86	5.45	6.99	7.89	8.84	9.93	14.12	17.99	20.15
Pair 2 [26]	3.40	4.79	5.38	6.90	7.79	8.74	9.80	13.94	17.78	19.90
Pair 3 [27]	3.42	4.82	5.42	6.94	7.84	8.79	9.86	14.04	17.88	20.04
Pair 4 [28]	3.45	4.86	5.45	6.97	7.86	8.81	9.88	14.07	17.93	20.08

Continue:Insertion Loss (IL)(dB/328.0 ft)(Curve Fit)@20C

Frequency	155.00	200.00	250.00	300.00	350.00	400.00	500.00	600.00		
Max Spec	23.97	27.46	30.97	34.18	37.18	40.00	45.25	50.09		
Pair 1 [25]	22.44	25.78	29.08	32.11	34.94	37.60	42.55	47.12		
Pair 2 [26]	22.21	25.50	28.76	31.76	34.55	37.19	42.09	46.61		
Pair 3 [27]	22.43	25.38	28.58	31.52	34.25	36.82	41.58	45.96		
Pair 4 [28]	22.38	25.80	29.10	32.13	34.96	37.62	42.58	47.16		

Detail Discrete Frequencies ---Near End Crosstalk Loss (NEXT)(dB)

Frequency	4.00	8.00	10.00	16.00	20.00	25.00	31.25	62.50	100.00	200.00
Min Spec	78.0	78.0	78.0	78.0	78.0	78.0	78.0	75.4	72.4	67.8
Pair 1 - 2	107.3	111.8	118.5	108.5	101.8	106.3	97.9	101.3	96.8	92.4
Pair 1 - 3	102.8	105.9	116.4	106.8	97.3	102.4	98.4	94.9	90.5	93.3
Pair 1 - 4	106.9	109.3	109.6	99.8	100.8	98.4	96.6	95.4	94.4	92.4
Pair 2 - 3	111.7	106.9	110.3	105.6	100.6	95.4	97.5	93.3	88.1	95.3
Pair 2 - 4	113.3	105.9	111.6	97.7	104.4	102.4	98.1	93.3	89.9	91.0
Pair 3 - 4	115.6	109.7	104.3	105.5	105.6	108.2	103.5	96.3	92.8	83.4

Continue:Near End Crosstalk Loss (NEXT)(dB)

Frequency	250.00	300.00	400.00	500.00	600.00					
Min Spec	66.4	65.2	63.3	61.9	60.7					
Pair 1 - 2	93.1	90.4	89.9	74.6	76.1					
Pair 1 - 3	90.6	90.6	83.5	74.6	78.6					
Pair 1 - 4	90.5	88.8	83.0	75.8	80.4					
Pair 2 - 3	86.0	84.7	82.5	75.9	74.9					
Pair 2 - 4	89.8	93.6	78.6	75.3	81.4					
Pair 3 - 4	85.6	84.4	85.9	71.8	74.9					

Detail Discrete Frequencies ---Near End Crosstalk Loss (NEXT-Far End)(dB)

Frequency	4.00	8.00	10.00	16.00	20.00	25.00	31.25	62.50	100.00	200.00
Min Spec	78.0	78.0	78.0	78.0	78.0	78.0	78.0	75.4	72.4	67.8
Pair 1 - 2	113.0	106.1	103.3	110.1	99.7	105.5	98.3	96.3	94.2	95.0
Pair 1 - 3	106.8	107.6	107.8	98.6	103.6	100.6	95.9	92.1	96.2	86.7
Pair 1 - 4	105.8	113.5	102.8	100.9	100.0	102.4	95.8	94.2	92.9	90.0
Pair 2 - 3	104.4	102.9	103.0	102.7	100.4	97.3	93.6	92.2	94.4	84.1
Pair 2 - 4	108.8	109.5	122.3	99.6	97.3	98.2	93.9	93.9	96.8	88.5
Pair 3 - 4	119.7	108.0	111.9	107.5	104.6	106.2	96.9	101.4	96.4	96.4

Continue:Near End Crosstalk Loss (NEXT-Far End)(dB)

Frequency	250.00	300.00	400.00	500.00	600.00					
Min Spec	66.4	65.2	63.3	61.9	60.7					
Pair 1 - 2	89.7	101.6	78.4	75.9	76.8					
Pair 1 - 3	95.0	89.7	80.8	76.4	78.0					
Pair 1 - 4	97.9	87.8	81.0	75.3	77.1					
Pair 2 - 3	91.9	85.3	83.6	73.6	75.9					
Pair 2 - 4	92.6	90.6	81.8	74.7	77.8					
Pair 3 - 4	89.8	91.3	78.2	76.7	75.5					

Detail Discrete Frequencies ---Power Sum NEXT(PSNEXT)(dB)

Frequency	1.00	4.00	8.00	10.00	16.00	20.00	25.00	31.25	62.50	100.00
Min Spec	75.0	75.0	75.0	75.0	75.0	75.0	75.0	75.0	72.4	69.4
Pair 1 [25]	94.8	100.4	102.7	108.4	97.4	94.2	96.4	92.7	91.5	88.1
Pair 2 [26]	99.0	105.2	102.0	107.6	95.7	96.7	94.2	93.1	90.0	85.2
Pair 3 [27]	94.9	102.0	102.0	103.1	100.8	94.8	94.4	94.2	89.8	85.2
Pair 4 [28]	100.2	105.5	102.0	102.6	95.2	97.8	96.4	93.8	90.0	87.1

N/A = Not Applicable.
--- = Disable/Bypassed Pair.

* = Measured value out of spec.
xxx = No entry.

*** = Measured value is invalid.
ISTP

Continue:Power Sum NEXT(PSNEXT)(dB)

Frequency	200.00	250.00	300.00	400.00	500.00	600.00				
Min Spec	64.8	63.4	62.2	60.3	58.9	57.7				
Pair 1 [25]	87.7	86.4	85.0	79.8	70.2	73.3				
Pair 2 [26]	87.5	83.9	82.8	76.8	70.4	71.9				
Pair 3 [27]	82.7	82.0	80.6	78.9	68.6	71.1				
Pair 4 [28]	82.2	83.0	81.7	76.7	68.9	73.1				

Detail Discrete Frequencies ---Power Sum NEXT(PSNEXT_Far End)(dB)

Frequency	1.00	4.00	8.00	10.00	16.00	20.00	25.00	31.25	62.50	100.00
Min Spec	75.0	75.0	75.0	75.0	75.0	75.0	75.0	75.0	72.4	69.4
Pair 1 [25]	91.9	102.8	102.9	99.3	96.1	95.6	97.3	91.7	89.0	89.3
Pair 2 [26]	94.4	102.6	98.5	100.1	97.0	94.0	94.2	90.0	88.9	90.1
Pair 3 [27]	94.8	102.3	99.3	101.4	96.3	96.9	94.6	90.4	88.8	90.3
Pair 4 [28]	92.3	103.8	102.1	102.2	96.7	94.7	96.2	90.5	90.3	90.0

Continue:Power Sum NEXT(PSNEXT_Far End)(dB)

Frequency	200.00	250.00	300.00	400.00	500.00	600.00				
Min Spec	64.8	63.4	62.2	60.3	58.9	57.7				
Pair 1 [25]	84.6	87.0	84.4	75.2	70.9	72.5				
Pair 2 [26]	82.5	85.8	83.4	75.9	69.7	72.0				
Pair 3 [27]	81.9	86.3	83.0	75.5	70.4	71.6				
Pair 4 [28]	85.8	87.0	84.8	75.3	70.6	71.9				