

### DCM Test Report

Cable Type : 4x2x24 x PE/LSZH	Factory Number : PHOENIX	Data File Name : DA038202.D3S
Cable I.D. : F/UTP#24X4P CABLE	Order Number : 9078 VI-15 190919168	Specification File : FTP C5e-305M.S3S
Temperature : 25.00 °C	Relative Humidity : 50 %	Test Date/Time : 09/18/2019 05:23:31 AM
Length : 305.00 m	Number of Pairs to Test : 4	Operator : L 190917WE303005/3
Starting Position : 1		Analyzer Type : ENA

### Pass - Fail Test Certificate - 4 Pairs

#### High Frequency

Test Type	Test Result
Input Impedance (Zin)(Ohms)(Terminated)	OK
Return Loss (RL)(dB)	OK
Insertion Loss (IL)(Curve Fit)(dB/100.0 m)@20C	OK
Near End Crosstalk Loss (NEXT)(dB)	OK
Power Sum NEXT(PSNEXT)(dB)	OK

#### Low Frequency

Test Type	Test Result
Conductor Resistance(Ohms/100.0 m)@20C	OK
Resistance Unbalance( % )	OK
Mutual Capacitance(nF/100.0 m)@1000Hz	OK
Cap. Unbalance to Ground(pF/100.0 m)@1000Hz	OK

Signature:	Approved:	Date:
------------	-----------	-------

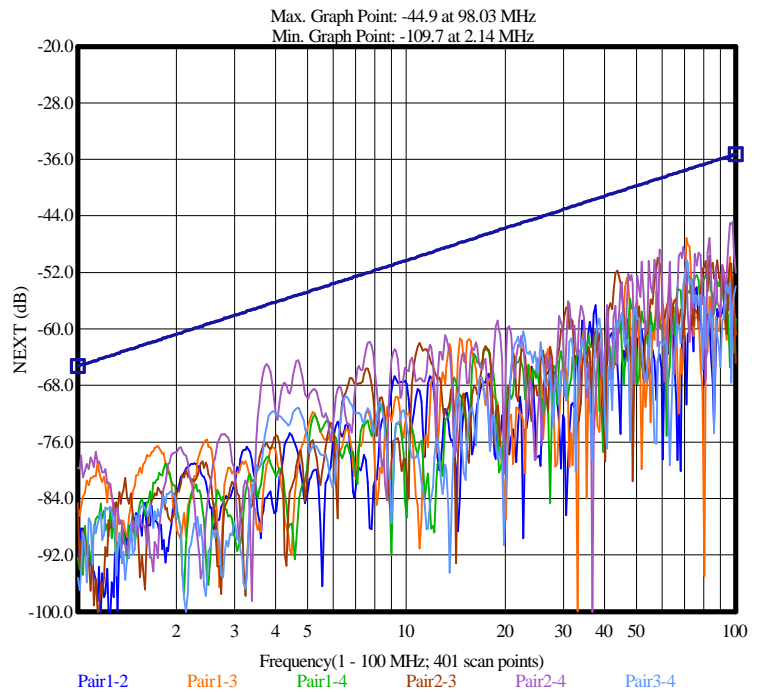
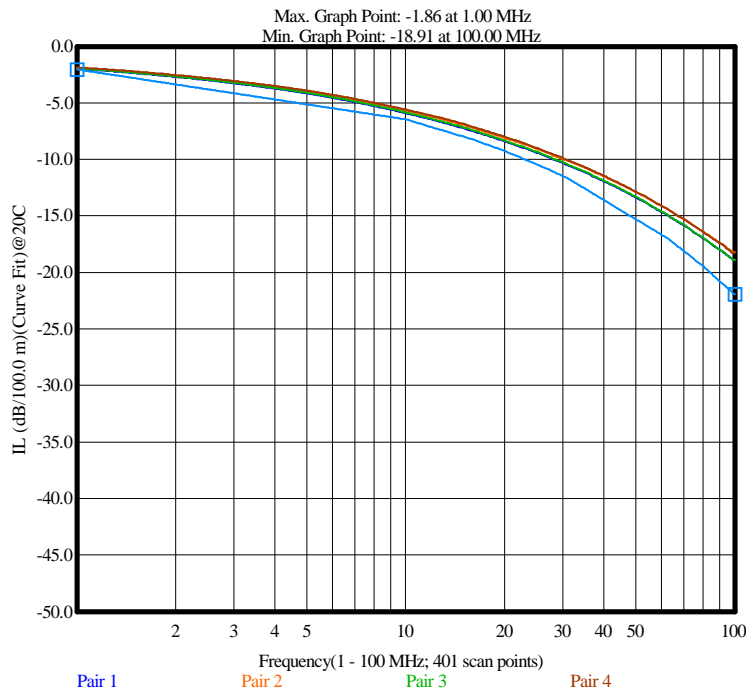
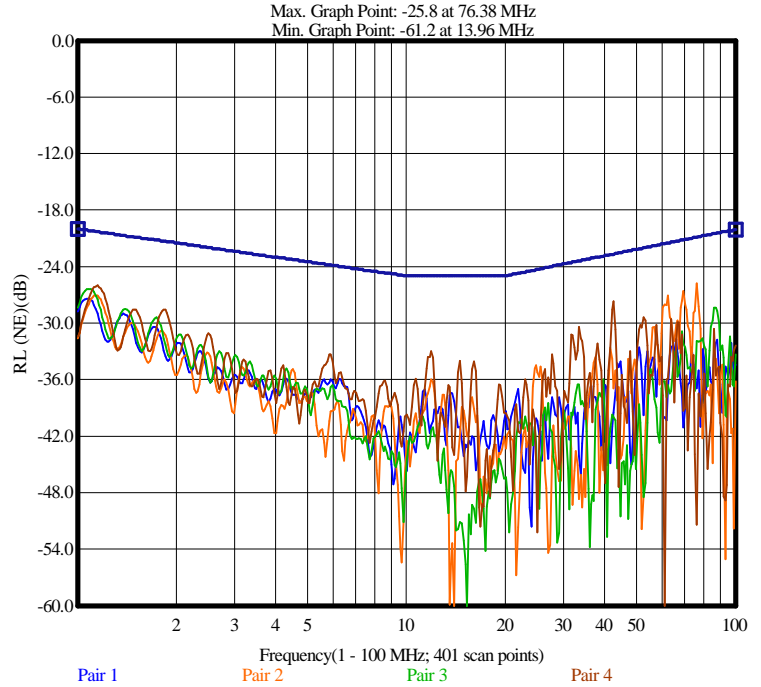
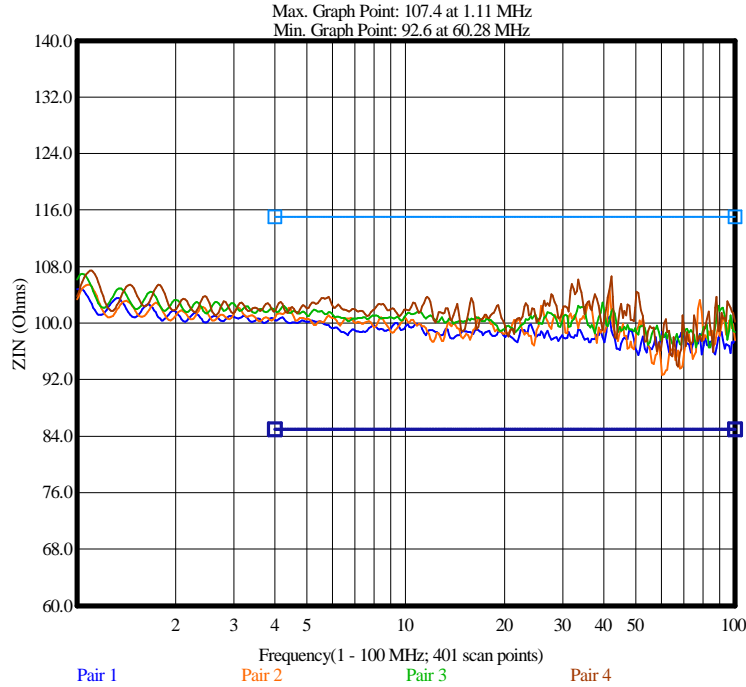
### DCM Test Report

Cable Type : 4x2x24 x PE/LSZH	Factory Number : PHOENIX	Data File Name : DA038202.D3S
Cable I.D. : F/UTP#24X4P CABLE	Order Number : 9078 VI-15 190919168	Specification File : FTP C5e-305M.S3S
Temperature : 25.00 °C	Relative Humidity : 50 %	Test Date/Time : 09/18/2019 05:23:31 AM
Length : 305.00 m	Number of Pairs to Test : 4	Operator : L 190917WE303005/3
Starting Position : 1		Analyzer Type : ENA

### Worst Case Summary

#### High Frequency

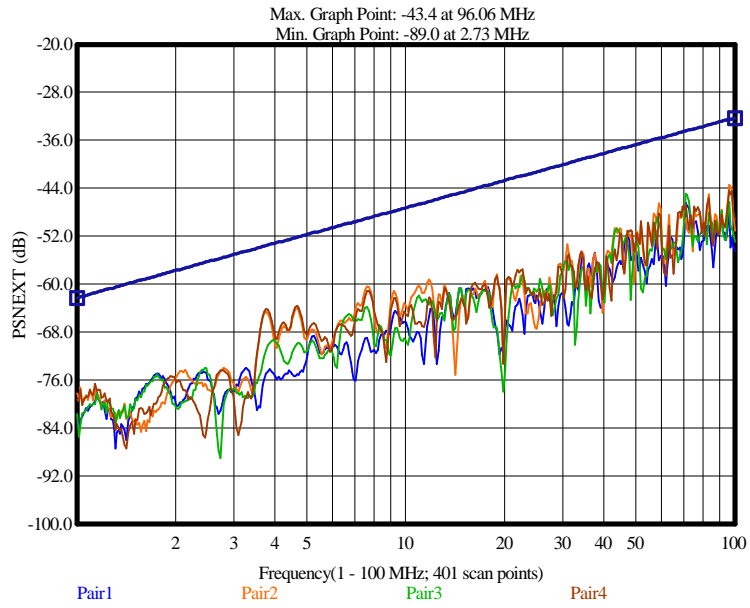
Test Type	Specification	Measured (Pair)	Margin	@ Frequency (MHz)	Test Result
Input Impedance (Zin)(Terminated)	85.0 (Min)	92.6 (Pair 2)	7.6	60.28	Passed
Input Impedance (Zin)(Terminated)	115.0 (Max)	106.7 (Pair 4)	8.3	42.18	Passed
Return Loss (RL)	20.9 (Min)	25.8 (Pair 2)	4.9	76.38	Passed
Insertion Loss (IL)(Curve Fit)@20C	2.04 (Max)	1.97 (Pair 1)	0.07	1.00	Passed
Near End Crosstalk Loss (NEXT)	56.6 (Min)	65.0 (Pairs 2-4)	8.4	3.76	Passed
Power Sum NEXT(PSNEXT)	34.5 (Min)	44.9 (Pair 3)	10.4	70.91	Passed



N/A = Not Applicable.  
 --- = Disable/Bypassed Pair.

\* = Measured value out of spec.  
 xxx = No entry.

\*\*\* = Measured value is invalid.



N/A = Not Applicable.  
--- = Disable/Bypassed Pair.

\* = Measured value out of spec.  
xxx = No entry.

\*\*\* = Measured value is invalid.

**Worst Case Summary**

**Low Frequency**

Statistical Parameter	Maximum		Minimum		Average Maximum		Standard Deviation		Result
	Spec Limit	Measured	Spec Limit	Measured	Spec Limit	Measured	Spec Limit	Measured	
Conductor Resistance(Ohms/100.0 m)@20C	9.38	8.22	xxx	7.83	xxx	8.03	xxx	0.165	Passed
Resistance Unbalance( % )	5.00	0.57	xxx	0.07	xxx	0.21	xxx	0.204	Passed
Mutual Capacitance(nF/100.0 m)@1000Hz	5.60	5.31	xxx	4.89	xxx	5.10	xxx	0.159	Passed
Cap. Unbalance to Ground(pF/100.0 m)@1000Hz	330.00	29.73	xxx	6.82	xxx	16.37	xxx	9.080	Passed

**Detail: Resistance/Capacitance Measurement -Normalized**

Test Types	Conductor Resistance Ra @20C	Conductor Resistance Rb @20C	Resistance Unbalance	Mutual Capacitance @1000 Hz	Capacitance Unbalance to Ground @1000 Hz	Test Result
Unit	Ohms/100.0 m	Ohms/100.0 m	%	nF/100.0 m	pF/100.0 m	
Max Spec	9.38	9.38	5.00	5.60	330.00	
Min Spec	xxx	xxx	xxx	xxx	xxx	
Pair 1 [1]	8.22	8.21	0.09	5.31	6.82	Passed
Pair 2 [2]	7.91	7.90	0.13	5.02	-9.32	Passed
Pair 3 [3]	8.19	8.15	0.57	5.17	19.60	Passed
Pair 4 [4]	7.83	7.84	0.07	4.89	-29.73	Passed

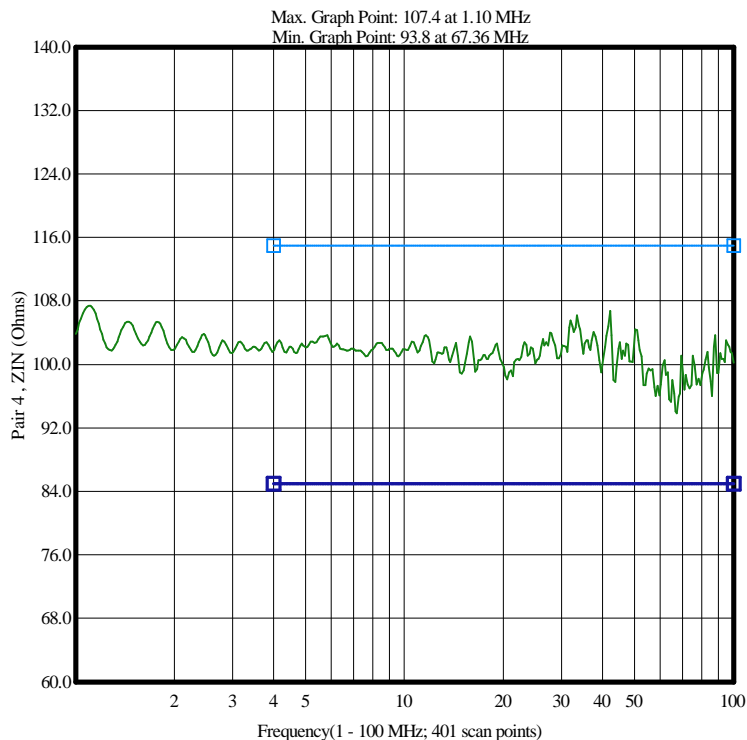
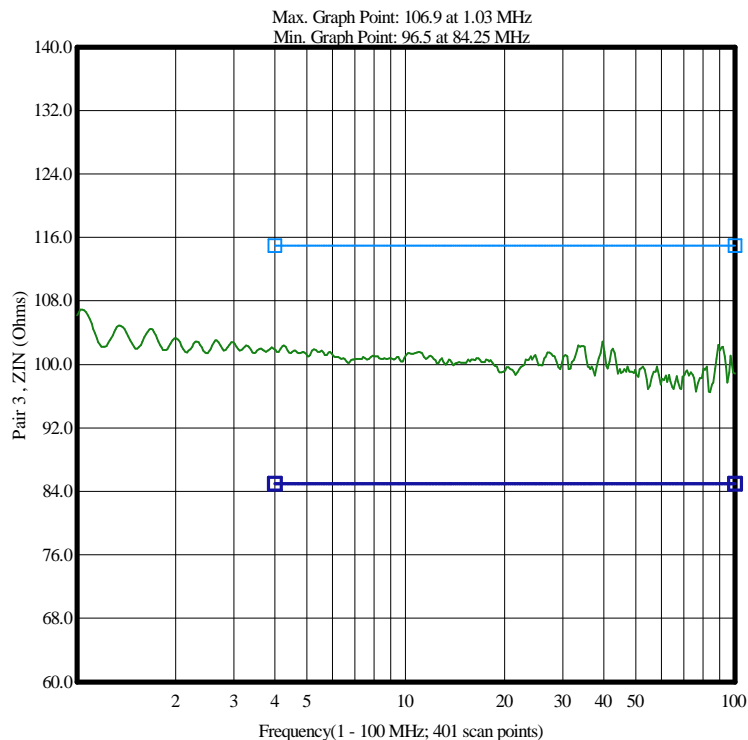
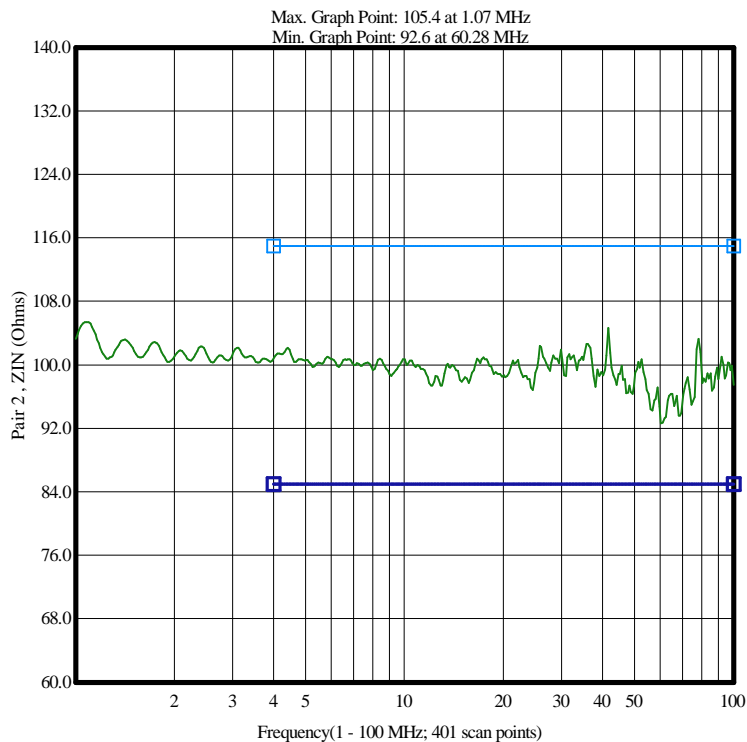
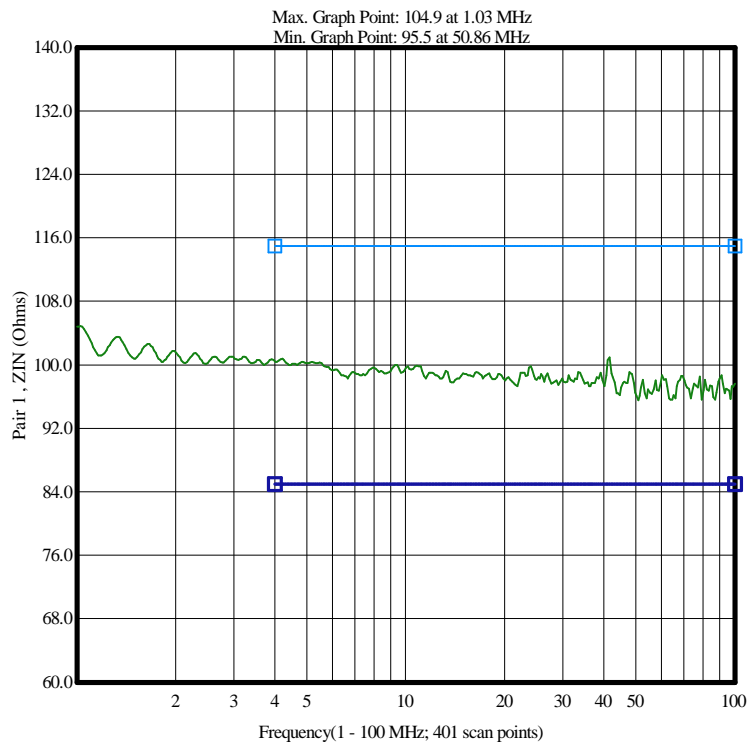
N/A = Not Applicable.  
--- = Disable/Bypassed Pair.

\* = Measured value out of spec.  
xxx = No entry.

\*\*\* = Measured value is invalid.

### Summary and Graphic: Input Impedance (Zin)(Terminated)

Pair	Specification		Measured(Ohms)		Margin (Ohms)		@ Frequency (MHz)		Test Result
	Minimum	Maximum	Minimum	Maximum	Minimum	Maximum	Minimum	Maximum	
Pair 1 [1]	85.0	115.0	95.5	100.9	10.5	14.1	50.86	41.67	Passed
Pair 2 [2]	85.0	115.0	92.6	104.6	7.6	10.4	60.28	41.67	Passed
Pair 3 [3]	85.0	115.0	96.5	102.9	11.5	12.1	84.25	39.63	Passed
Pair 4 [4]	85.0	115.0	93.8	106.7	8.8	8.3	67.36	42.18	Passed



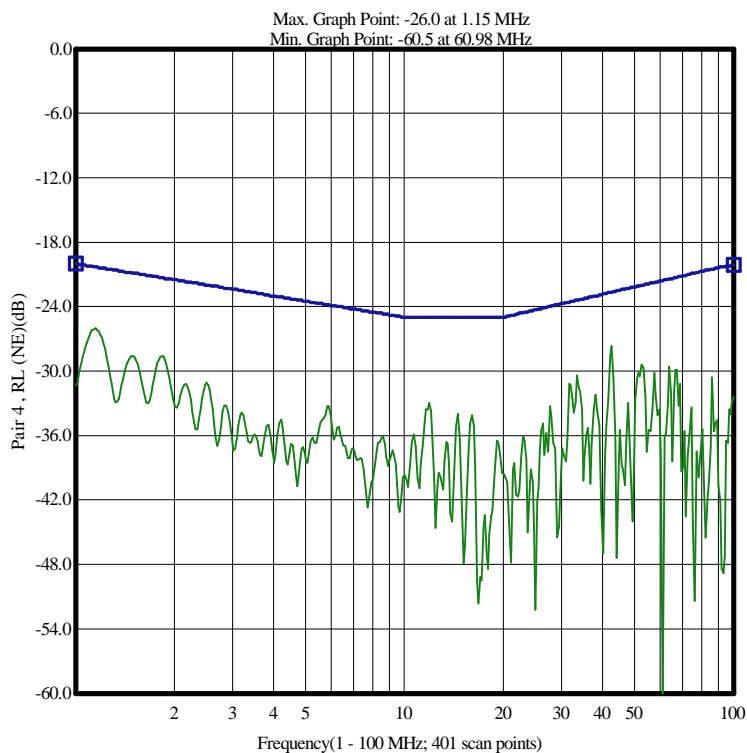
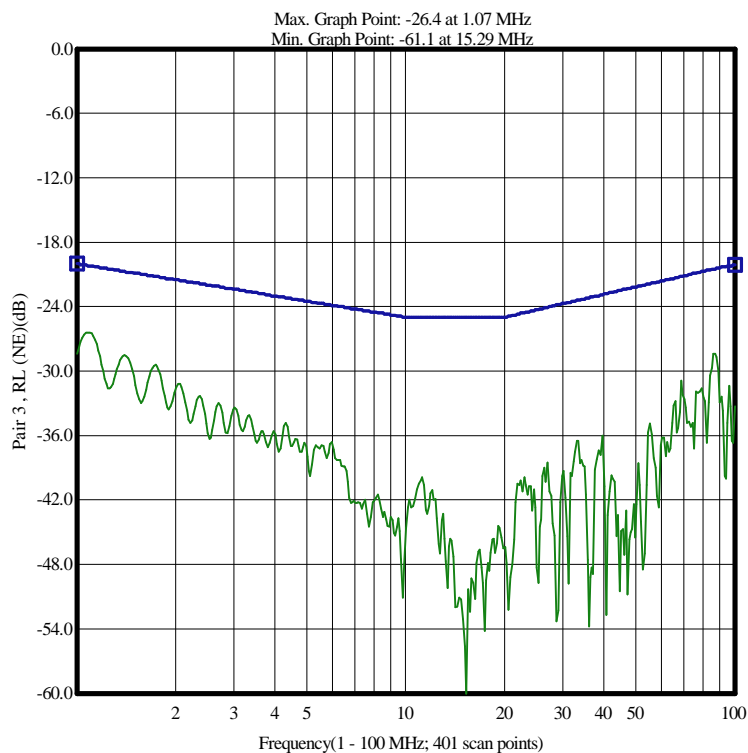
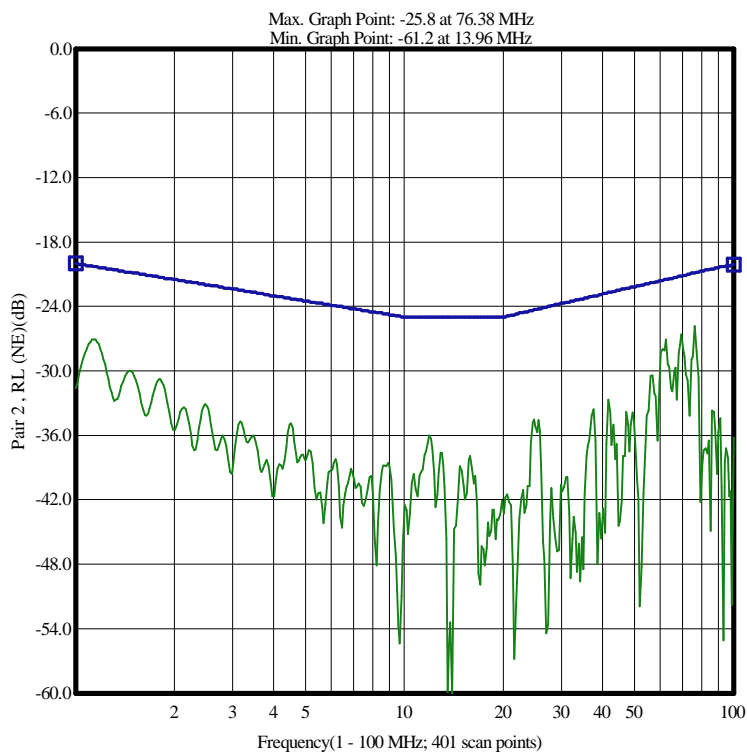
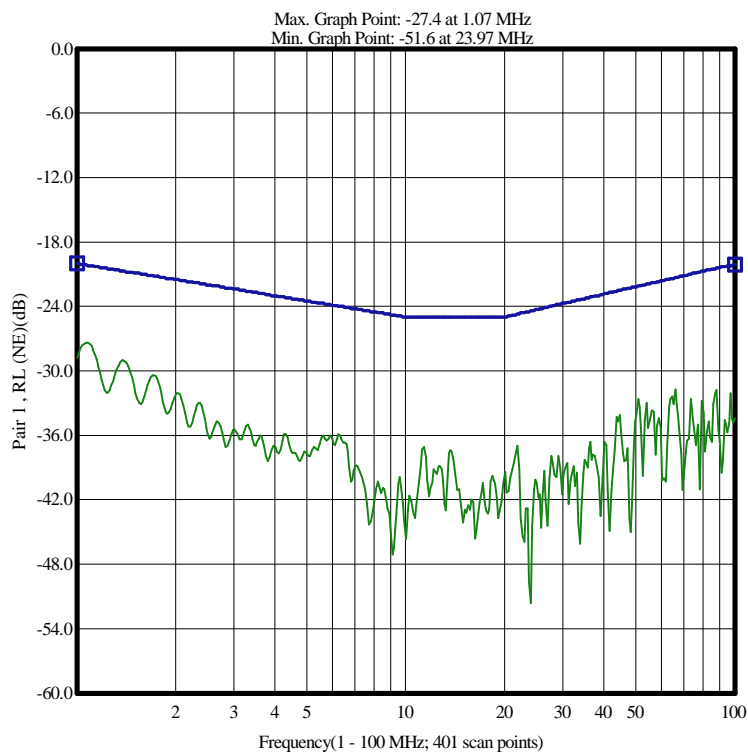
N/A = Not Applicable.  
--- = Disable/Bypassed Pair.

\* = Measured value out of spec.  
xxx = No entry.

\*\*\* = Measured value is invalid.

### Summary and Graphic: Return Loss (RL)

Pair	Spec (Min)(dB)	Measured(dB)	Margin (dB)	@ Frequency (MHz)	Test Result
Pair 1 [1]	20.2	27.4	7.2	1.08	Passed
Pair 2 [2]	20.9	25.8	4.9	76.38	Passed
Pair 3 [3]	20.2	26.4	6.2	1.08	Passed
Pair 4 [4]	22.7	27.7	5.0	42.69	Passed



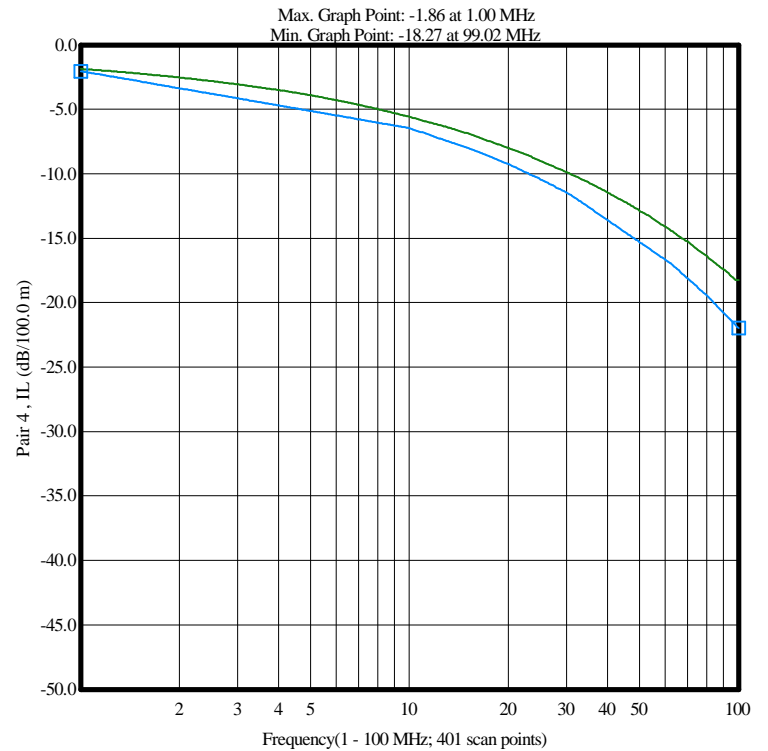
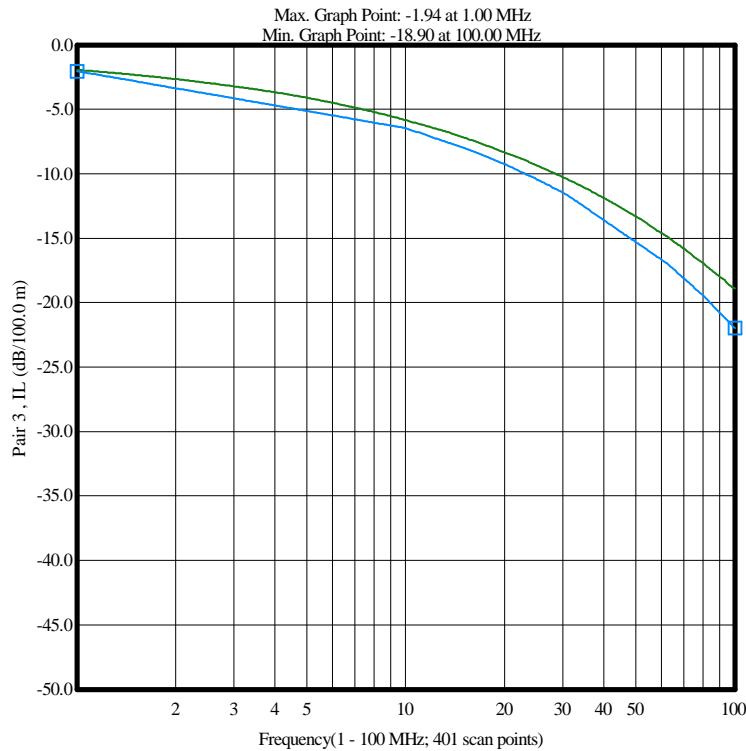
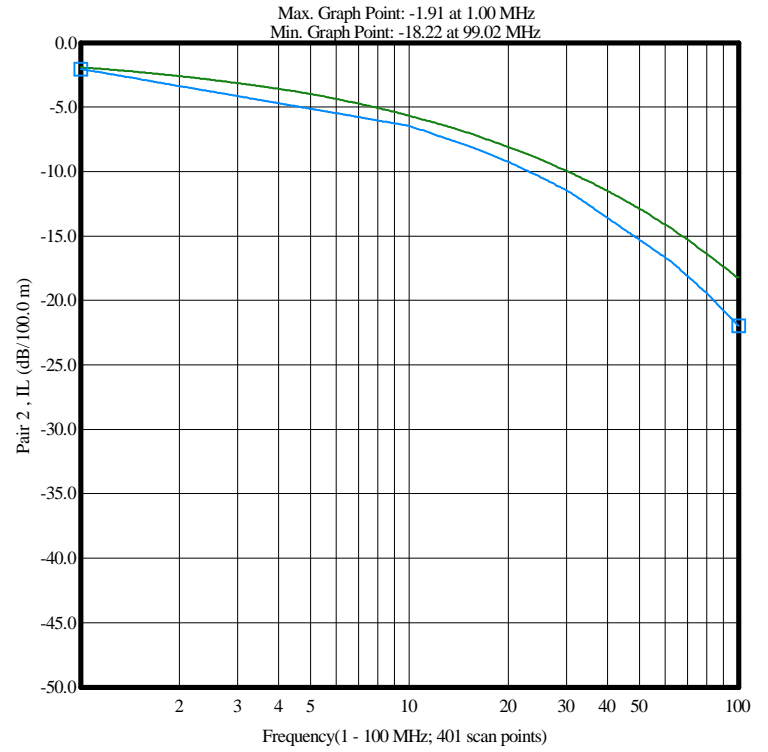
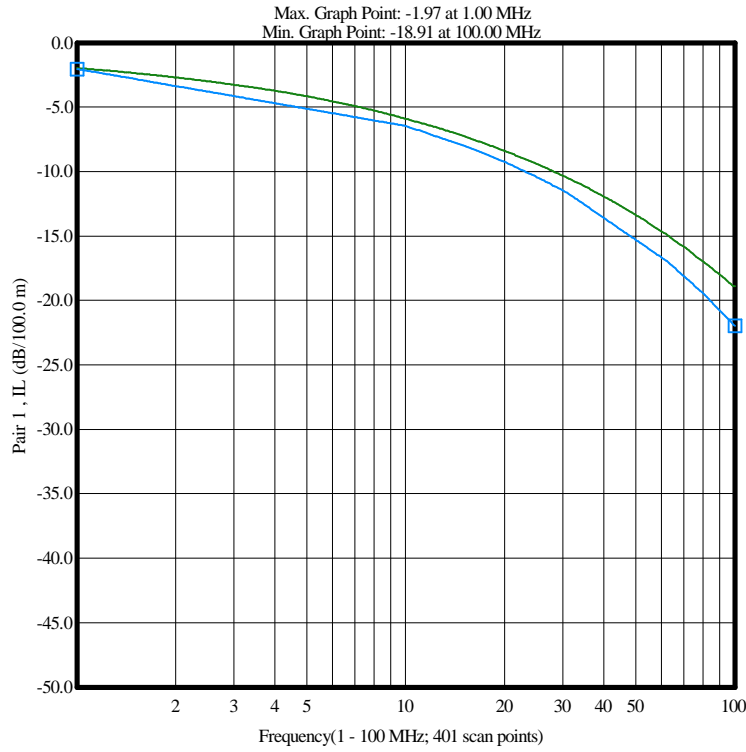
N/A = Not Applicable.  
--- = Disable/Bypassed Pair.

\* = Measured value out of spec.  
xxx = No entry.

\*\*\* = Measured value is invalid.

Summary and Graphic: Insertion Loss (IL)(Curve Fit)@20C

Pair	Spec (Max)(dB/100.0 m)	Measured(dB/100.0 m)	Margin (dB/100.0 m)	@ Frequency (MHz)	Test Result
Pair 1 [1]	2.04	1.97	0.07	1.00	Passed
Pair 2 [2]	2.04	1.91	0.13	1.00	Passed
Pair 3 [3]	2.04	1.94	0.10	1.00	Passed
Pair 4 [4]	2.04	1.86	0.18	1.00	Passed



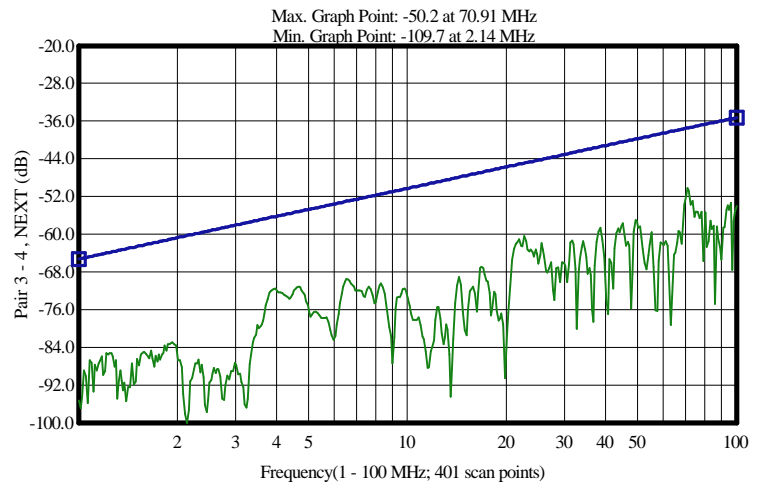
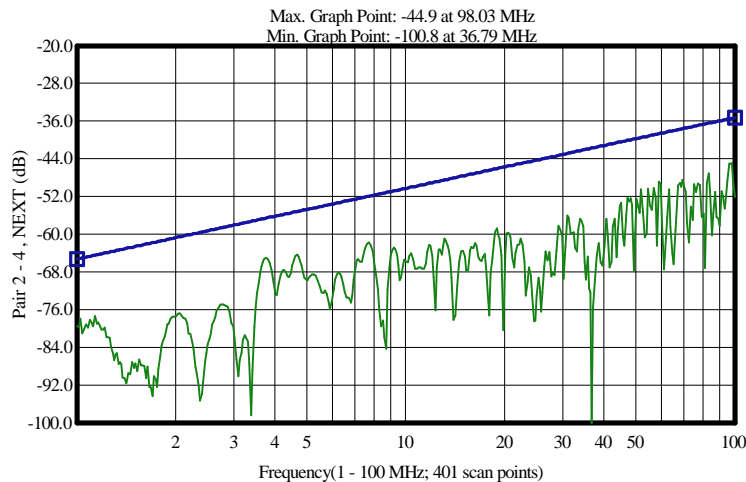
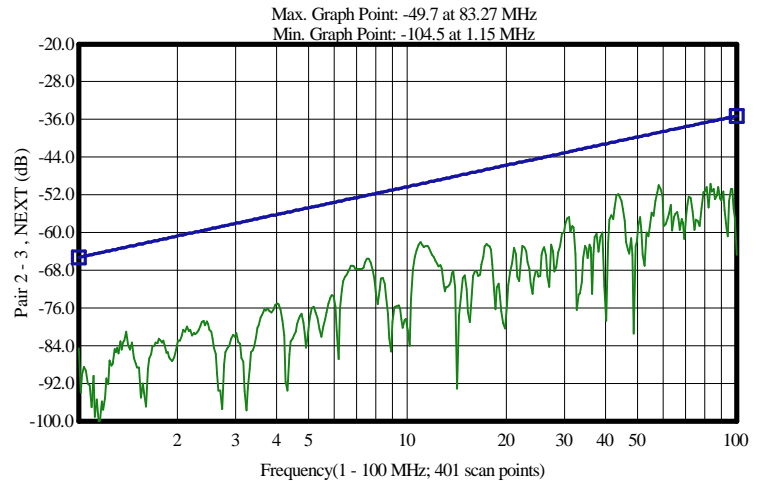
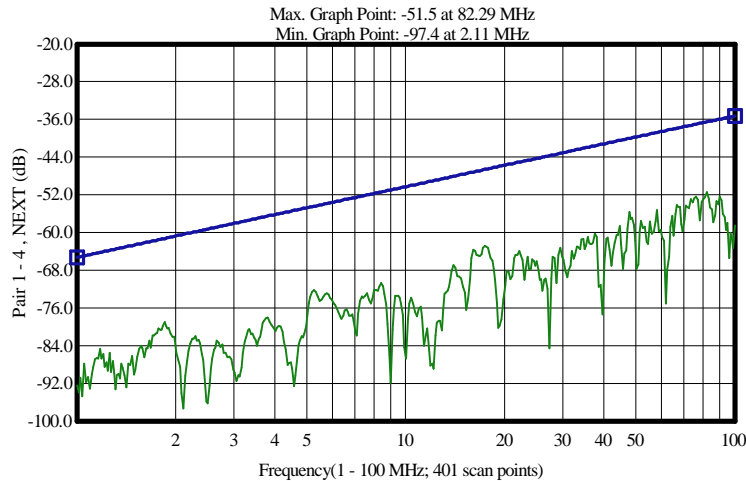
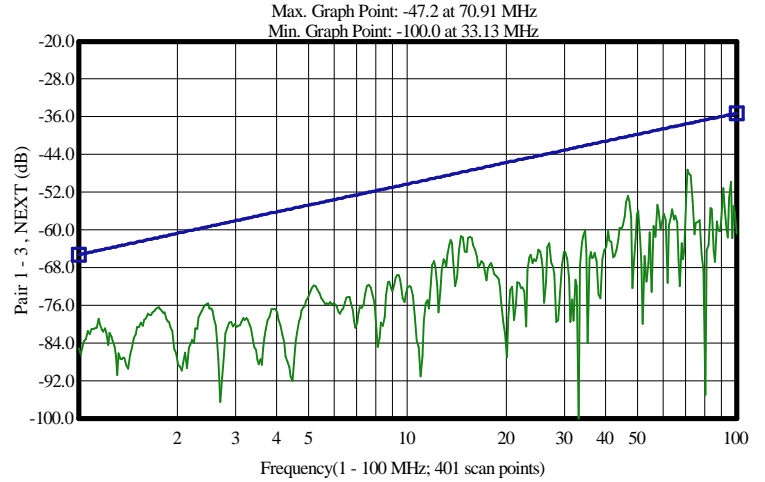
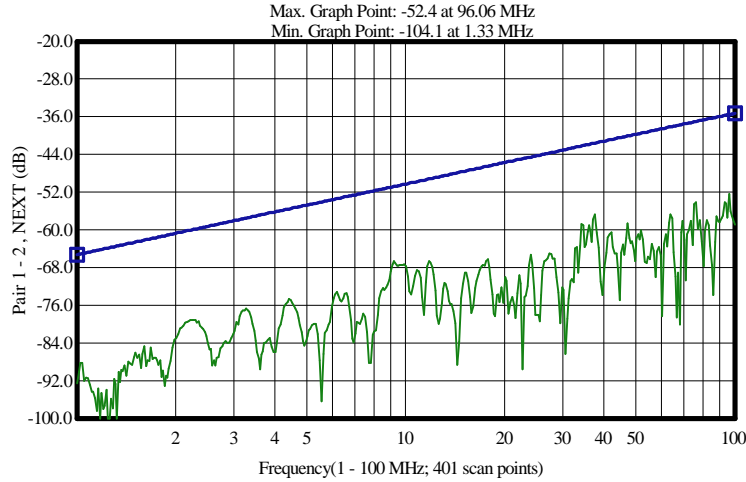
N/A = Not Applicable.  
--- = Disable/Bypassed Pair.

\* = Measured value out of spec.  
xxx = No entry.

\*\*\* = Measured value is invalid.

### Summary and Graphic: Near End Crosstalk Loss (NEXT)

Pair	Spec (Min)(dB)	Measured(dB)	Margin (dB)	@ Frequency (MHz)	Test Result
Pair 1 - 2	41.6	56.7	15.1	37.58	Passed
Pair 1 - 3	37.5	47.2	9.7	70.91	Passed
Pair 1 - 4	36.5	51.5	15.0	82.29	Passed
Pair 2 - 3	40.6	51.8	11.2	43.71	Passed
Pair 2 - 4	56.6	65.0	8.4	3.76	Passed
Pair 3 - 4	37.5	50.2	12.7	70.91	Passed



N/A = Not Applicable.  
--- = Disable/Bypassed Pair.

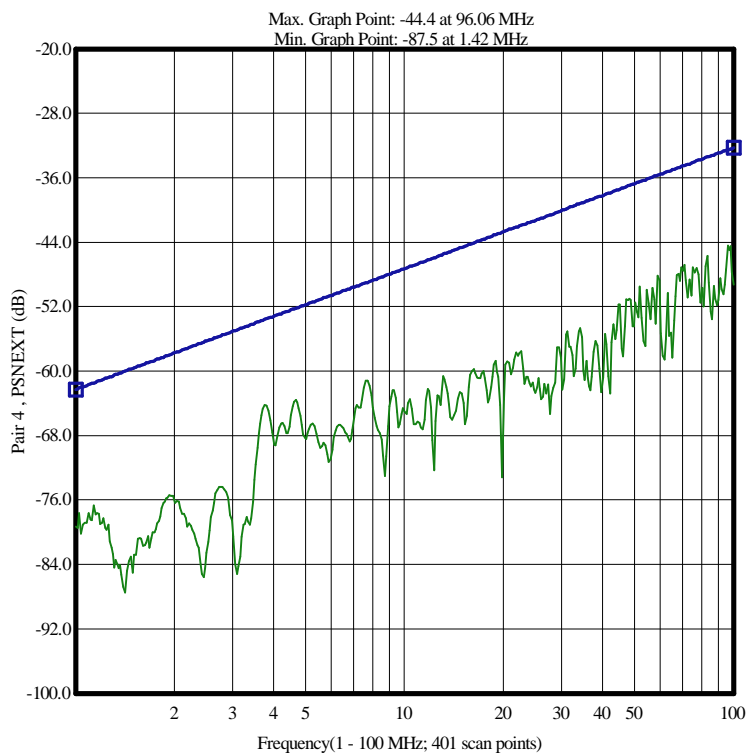
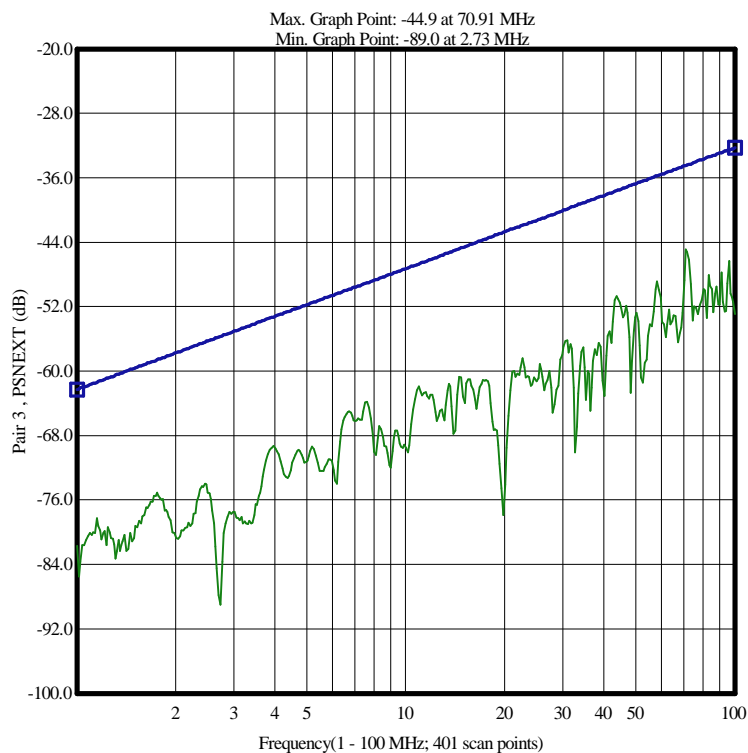
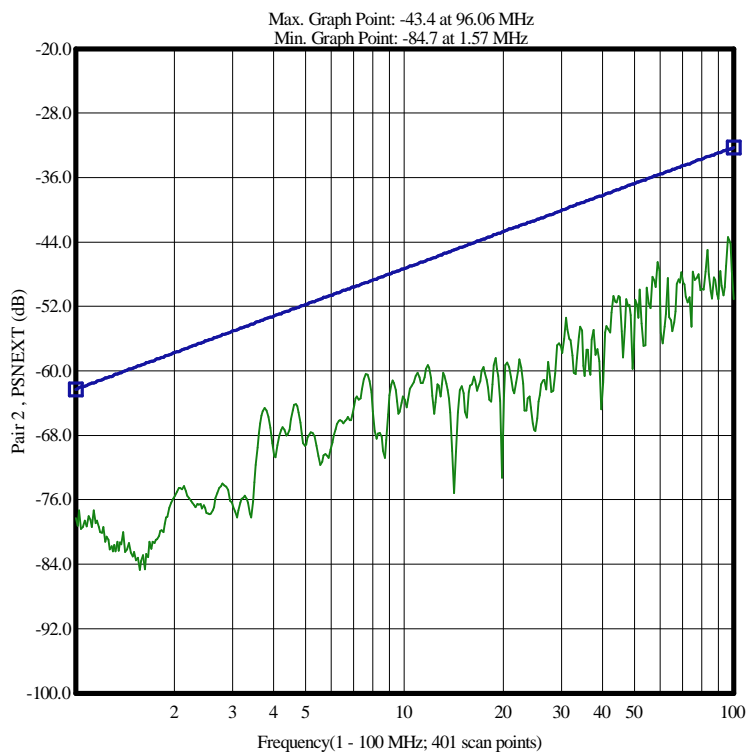
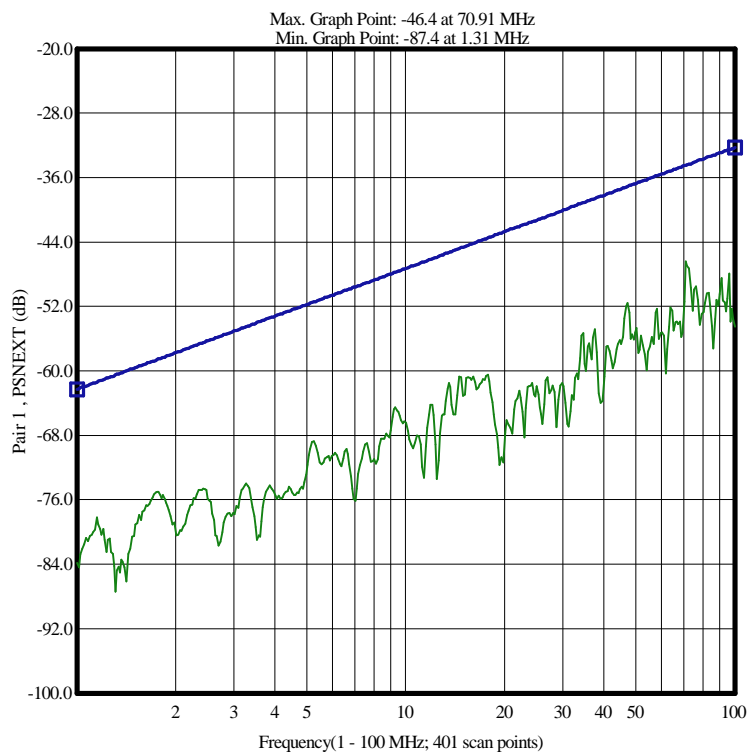
\* = Measured value out of spec.  
xxx = No entry.

\*\*\* = Measured value is invalid.



### Summary and Graphic: Power Sum NEXT(PSNEXT)

Pair	Spec (Min)(dB)	Measured(dB)	Margin (dB)	@ Frequency (MHz)	Test Result
Pair 1 [1]	34.5	46.4	11.9	70.91	Passed
Pair 2 [2]	35.7	46.5	10.8	58.86	Passed
Pair 3 [3]	34.5	44.9	10.4	70.91	Passed
Pair 4 [4]	53.6	64.2	10.6	3.76	Passed



N/A = Not Applicable.  
--- = Disable/Bypassed Pair.

\* = Measured value out of spec.  
xxx = No entry.

\*\*\* = Measured value is invalid.

**Detail Discrete Frequencies ---Return Loss (RL)(dB)**

Frequency	1.00	4.00	10.00	16.00	20.00	25.00	30.00	31.25	62.50	80.00
Min Spec	20.0	23.0	25.0	25.0	25.0	24.3	23.7	23.6	21.5	20.7
Pair 1 [1]	28.8	37.1	45.7	42.1	39.5	40.4	40.7	41.8	36.5	33.5
Pair 2 [2]	31.6	41.7	42.5	38.8	43.2	35.1	40.9	39.9	27.4	39.8
Pair 3 [3]	28.4	35.8	44.6	49.6	46.4	47.7	39.6	49.2	36.7	32.2
Pair 4 [4]	31.4	38.2	39.7	34.3	39.6	51.4	38.6	36.7	35.5	36.1

**Continue:Return Loss (RL)(dB)**

Frequency	100.00									
Min Spec	20.1									
Pair 1 [1]	34.4									
Pair 2 [2]	36.2									
Pair 3 [3]	33.3									
Pair 4 [4]	32.4									

**Detail Discrete Frequencies ---Insertion Loss (IL)(dB/100.0 m)(Curve Fit)@20C**

Frequency	1.00	10.00	16.00	20.00	25.00	30.00	31.25	62.50	80.00	100.00
Max Spec	2.04	6.46	8.24	9.26	10.42	11.47	11.72	16.99	19.43	21.97
Pair 1 [1]	1.97	5.91	7.50	8.42	9.40	10.32	10.53	14.94	16.96	18.91
Pair 2 [2]	1.91	5.68	7.21	8.11	9.06	9.95	10.15	14.40	16.37	18.22
Pair 3 [3]	1.94	5.85	7.43	8.35	9.34	10.26	10.47	14.90	16.93	18.90
Pair 4 [4]	1.86	5.60	7.13	8.01	8.99	9.88	10.10	14.41	16.40	18.27

**Detail Discrete Frequencies ---Near End Crosstalk Loss (NEXT)(dB)**

Frequency	1.00	4.00	10.00	16.00	20.00	25.00	30.00	31.25	62.50	80.00
Min Spec	65.3	56.2	50.3	47.2	45.7	44.3	43.1	42.8	38.3	36.7
Pair 1 - 2	92.6	85.9	67.8	76.7	70.6	78.1	72.4	75.2	62.8	66.1
Pair 1 - 3	85.1	77.4	72.1	64.0	86.6	64.4	64.7	78.2	58.8	86.5
Pair 1 - 4	92.4	80.8	86.7	64.1	71.6	66.2	65.5	68.2	67.5	53.0
Pair 2 - 3	84.6	75.1	80.8	68.4	75.8	69.3	59.2	59.4	55.8	51.3
Pair 2 - 4	79.6	72.1	65.8	62.9	65.9	73.6	64.4	56.4	55.7	55.9
Pair 3 - 4	95.3	72.0	73.6	72.2	82.4	66.0	66.3	62.5	70.2	58.7

**Continue:Near End Crosstalk Loss (NEXT)(dB)**

Frequency	100.00									
Min Spec	35.3									
Pair 1 - 2	58.9									
Pair 1 - 3	60.8									
Pair 1 - 4	58.5									
Pair 2 - 3	64.8									
Pair 2 - 4	52.1									
Pair 3 - 4	54.0									

**Detail Discrete Frequencies ---Power Sum NEXT(PSNEXT)(dB)**

Frequency	1.00	4.00	10.00	16.00	20.00	25.00	30.00	31.25	62.50	80.00
Min Spec	62.3	53.2	47.3	44.2	42.7	41.3	40.1	39.8	35.3	33.7
Pair 1 [1]	83.8	75.4	66.4	60.8	68.0	62.0	61.7	66.9	56.9	52.8
Pair 2 [2]	78.3	70.2	63.6	61.7	64.1	67.5	57.3	54.6	52.3	49.9
Pair 3 [3]	81.7	69.5	69.5	62.2	74.5	61.3	57.5	57.5	54.0	50.3
Pair 4 [4]	79.3	68.7	65.1	60.1	64.4	62.7	60.0	55.2	55.2	50.3

**Continue:Power Sum NEXT(PSNEXT)(dB)**

Frequency	100.00									
Min Spec	32.3									
Pair 1 [1]	54.5									
Pair 2 [2]	51.1									
Pair 3 [3]	52.9									
Pair 4 [4]	49.3									

N/A = Not Applicable.  
--- = Disable/Bypassed Pair.

\* = Measured value out of spec.  
xxx = No entry.

\*\*\* = Measured value is invalid.