

**DCM Test Report**

Cable Type : 4x2x23 x PE/LSZH	Factory Number : PHOENIX	Data File Name : DA113512.D3S
Cable I.D. : U/UTP#23X4P CABLE	Order Number : 10196 VI-15 221141201	Specification File : CAT 6A-305M.S3S
Temperature : 25.00 °C	Relative Humidity : 50 %	Test Date/Time : 11/29/2022 05:30:13 PM
Length : 305.00 m	Number of Pairs to Test : 4	Operator : L 221114SM016003/302/R1
Starting Position : 5		Analyzer Type : ENA

**Pass - Fail Test Certificate - 4 Pairs**

**High Frequency**

Test Type	Test Result
Input Impedance (Zin)(Ohms)(Terminated)	OK
Return Loss (RL)(dB)	OK
Return Loss (RL-Far End)(dB)	OK
Insertion Loss (IL)(Curve Fit)(dB/100.0 m)@20C	OK
Near End Crosstalk Loss (NEXT)(dB)	OK
Power Sum NEXT(PSNEXT)(dB)	OK

Signature:	Approved:	Date:
------------	-----------	-------

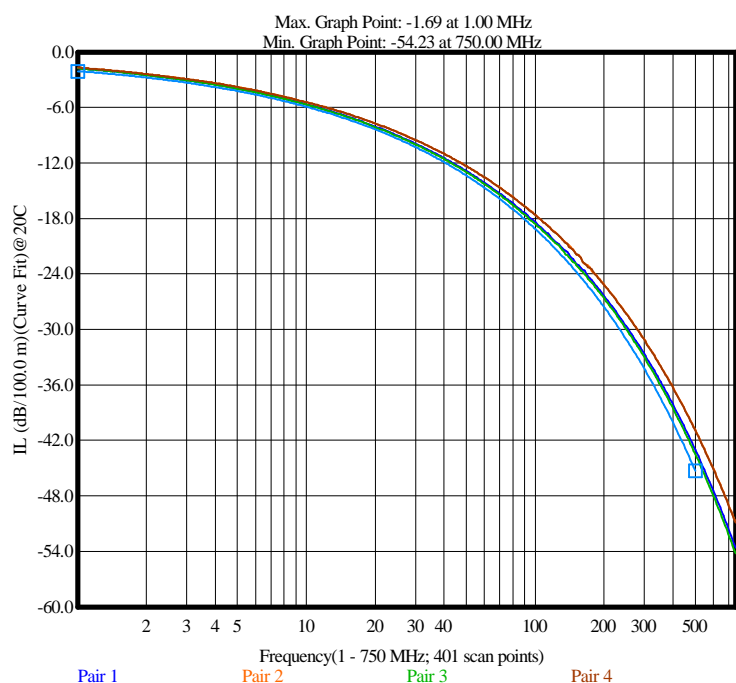
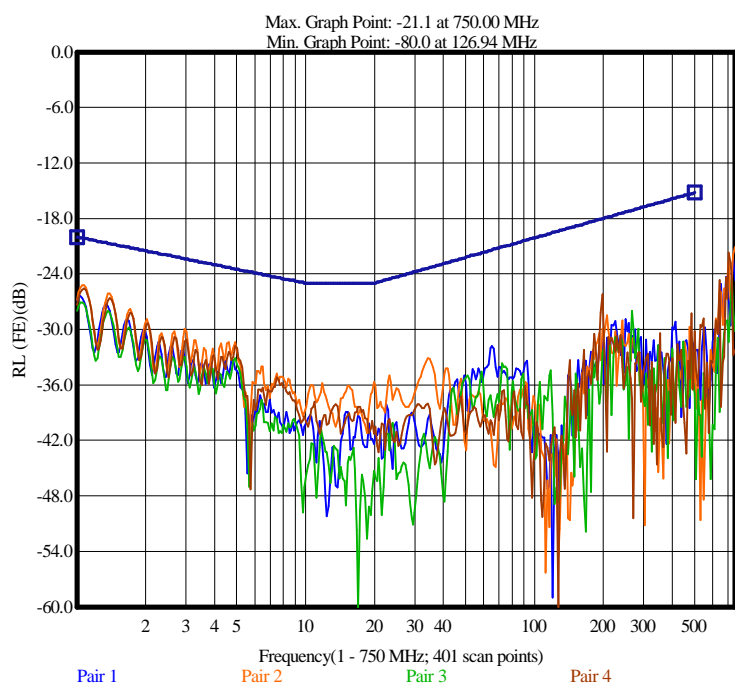
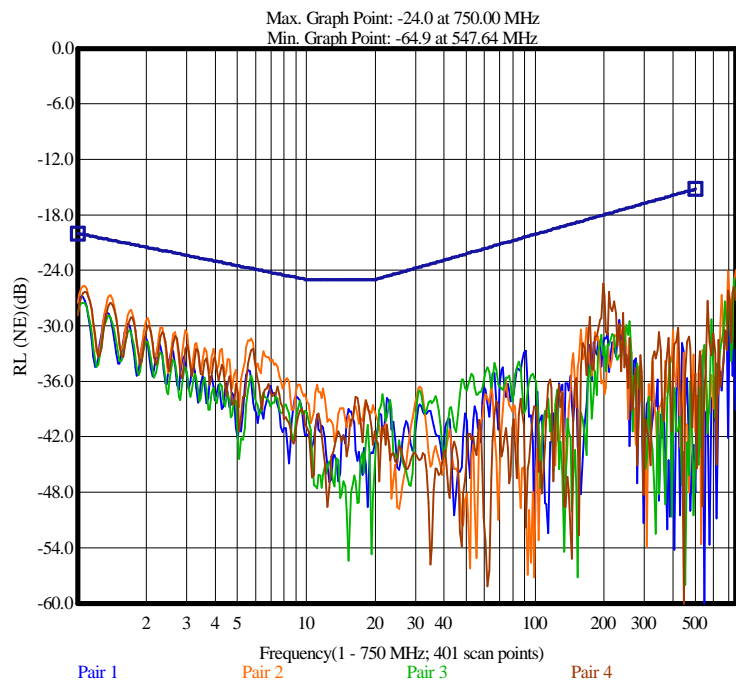
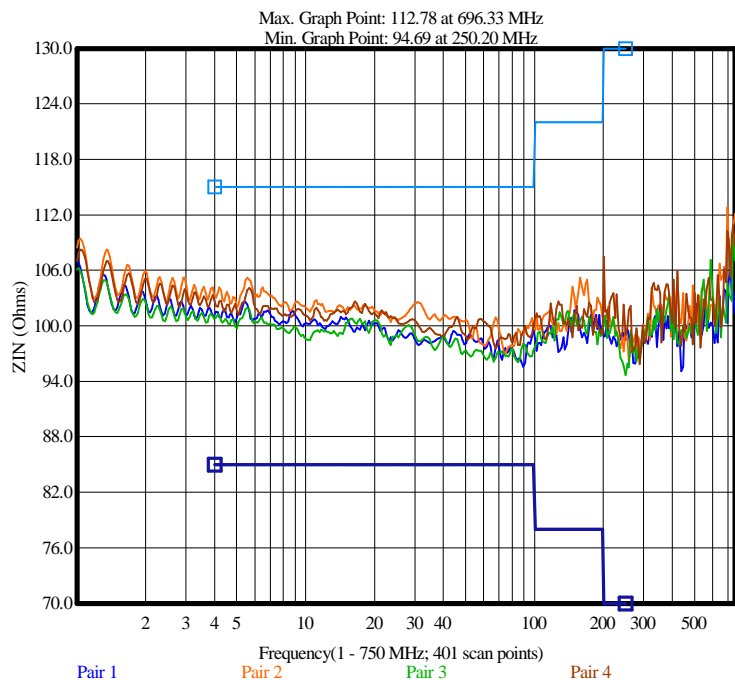
### DCM Test Report

Cable Type : 4x2x23 x PE/LSZH	Factory Number : PHOENIX	Data File Name : DA113512.D3S
Cable I.D. : U/UTP#23X4P CABLE	Order Number : 10196 VI-15 221141201	Specification File : CAT 6A-305M.S3S
Temperature : 25.00 °C	Relative Humidity : 50 %	Test Date/Time : 11/29/2022 05:30:13 PM
Length : 305.00 m	Number of Pairs to Test : 4	Operator : L 221114SM016003/302/R1
Starting Position : 5		Analyzer Type : ENA

### Worst Case Summary

#### High Frequency

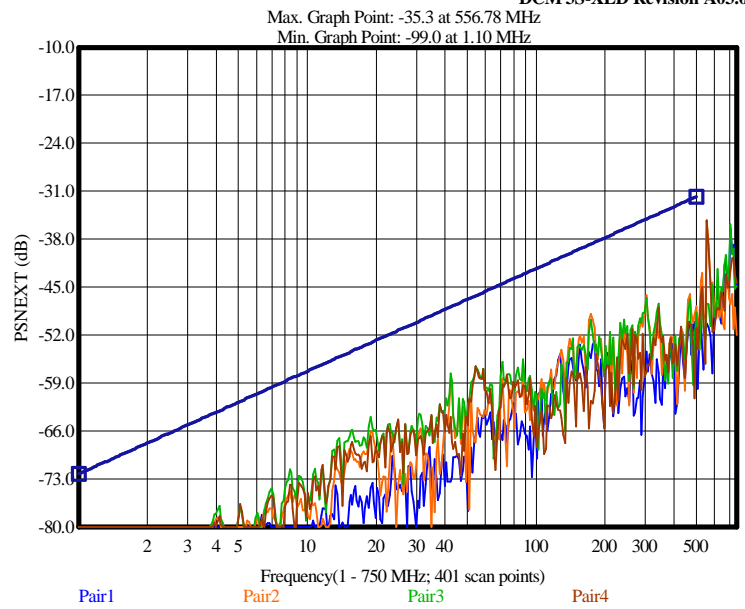
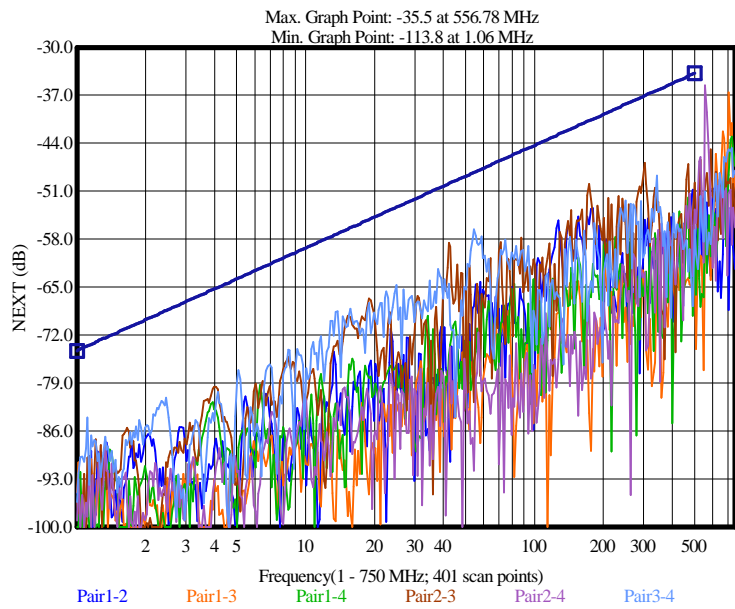
Test Type	Specification	Measured (Pair)	Margin	@ Frequency (MHz)	Test Result
Input Impedance (Zin)(Terminated)	85.00 (Min)	95.58 (Pair 1)	10.58	89.41	Passed
Input Impedance (Zin)(Terminated)	115.00 (Max)	105.17 (Pair 2)	9.83	5.57	Passed
Return Loss (RL)	20.2 (Min)	25.7 (Pair 2)	5.5	1.08	Passed
Return Loss (RL-Far End)	20.2 (Min)	25.2 (Pair 2)	5.0	1.08	Passed
Insertion Loss (IL)(Curve Fit)@20C	5.22 (Max)	5.00 (Pair 3)	0.22	7.74	Passed
Near End Crosstalk Loss (NEXT)	48.3 (Min)	56.6 (Pairs 3-4)	8.3	54.49	Passed
Power Sum NEXT(PSNEXT)	47.9 (Min)	57.6 (Pair 3)	9.7	42.28	Passed



N/A = Not Applicable.  
 --- = Disable/Bypassed Pair.

\* = Measured value out of spec.  
 xxx = No entry.

\*\*\* = Measured value is invalid.



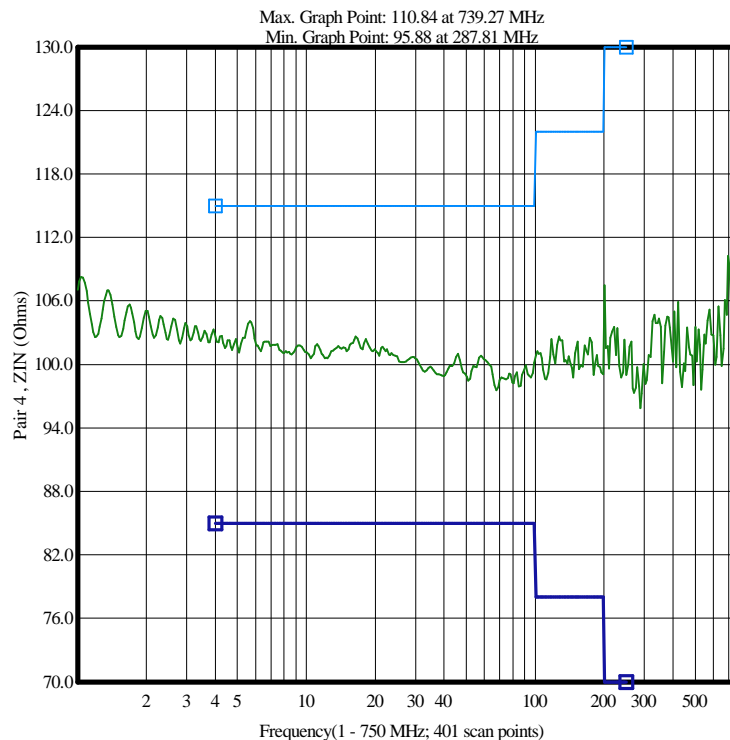
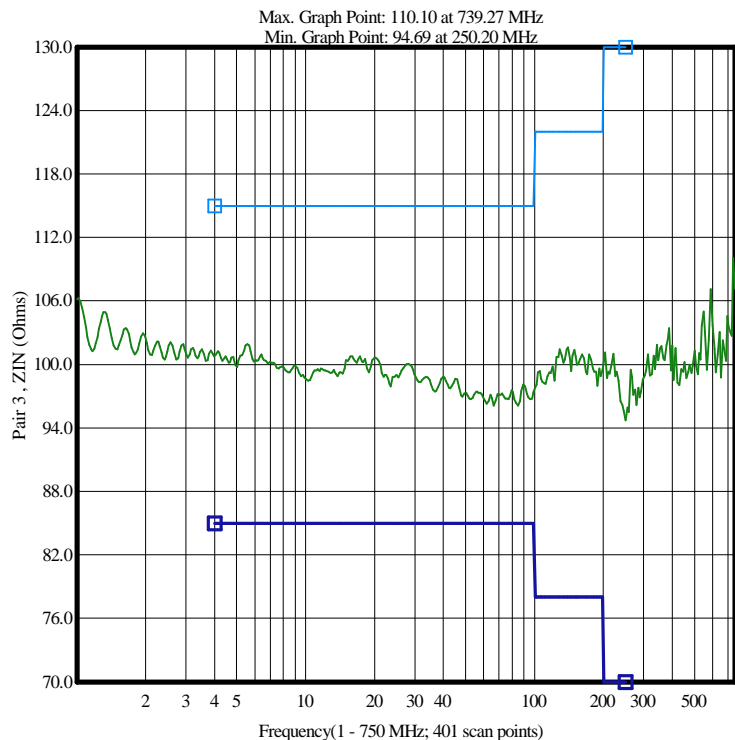
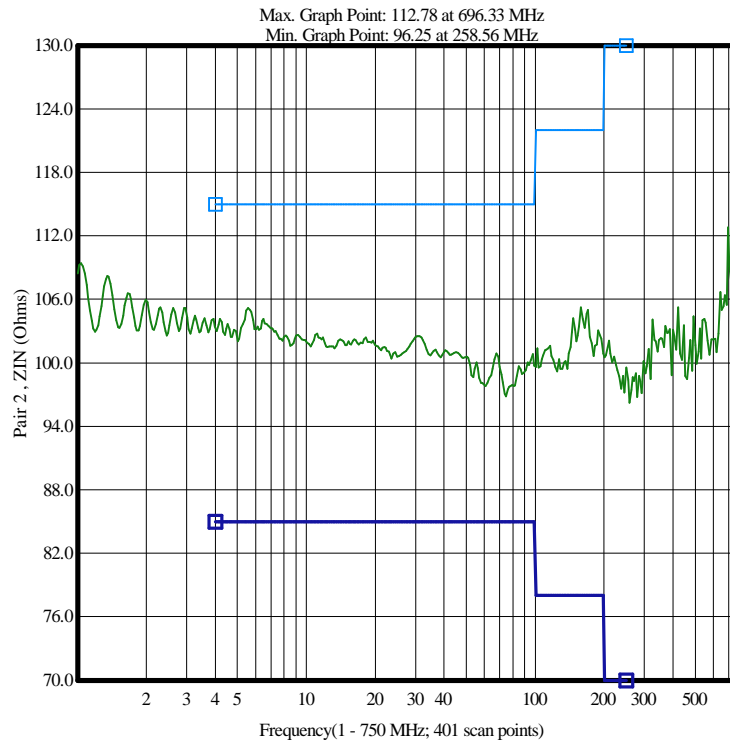
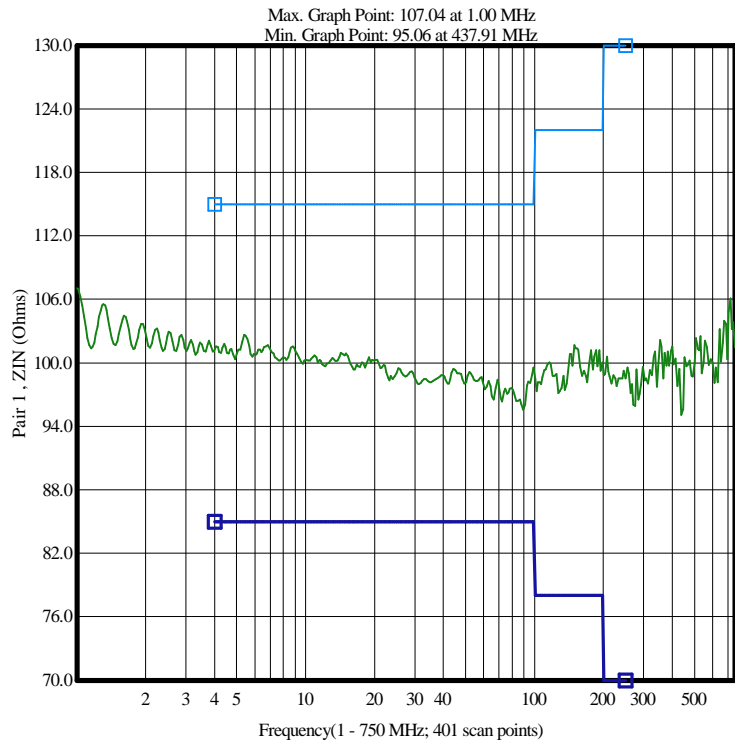
N/A = Not Applicable.  
--- = Disable/Bypassed Pair.

\* = Measured value out of spec.  
xxx = No entry.

\*\*\* = Measured value is invalid.

### Summary and Graphic: Input Impedance (Zin)(Terminated)

Pair	Specification		Measured(Ohms)		Margin (Ohms)		@ Frequency (MHz)		Test Result
	Minimum	Maximum	Minimum	Maximum	Minimum	Maximum	Minimum	Maximum	
Pair 1 [5]	85.00	115.00	95.58	102.61	10.58	12.39	89.41	5.38	Passed
Pair 2 [6]	85.00	115.00	96.85	105.17	11.85	9.83	74.63	5.57	Passed
Pair 3 [7]	85.00	115.00	96.08	101.92	11.08	13.08	84.61	5.57	Passed
Pair 4 [8]	85.00	115.00	97.58	104.09	12.58	10.91	67.62	5.66	Passed



N/A = Not Applicable.  
--- = Disable/Bypassed Pair.

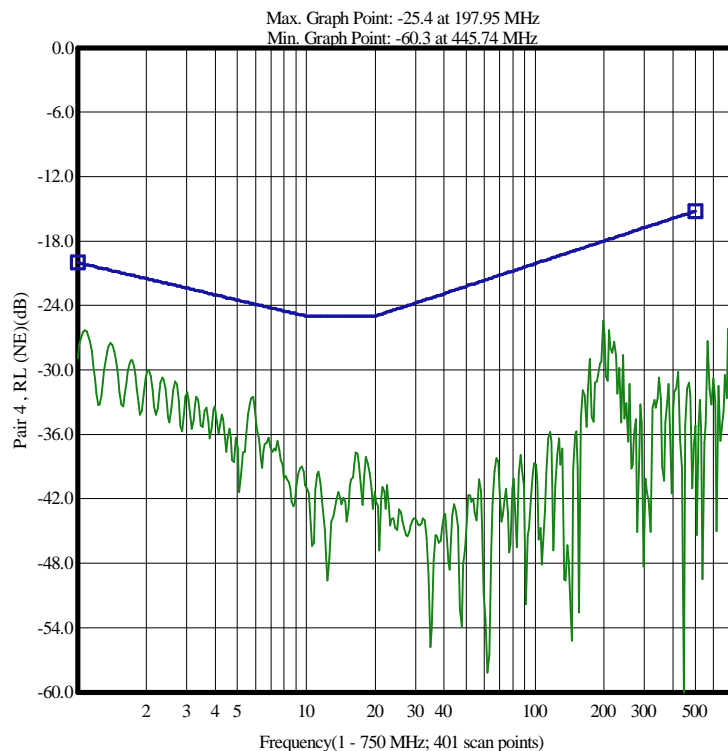
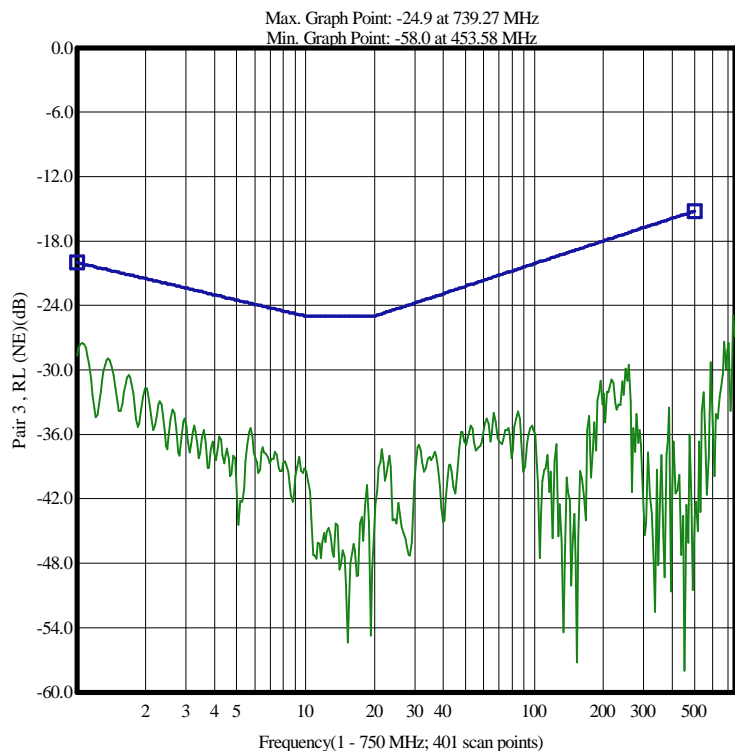
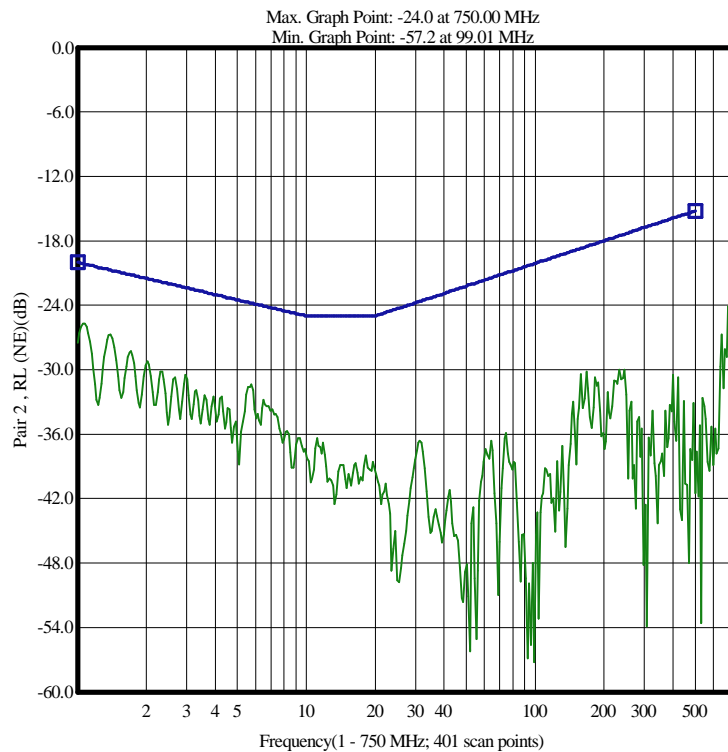
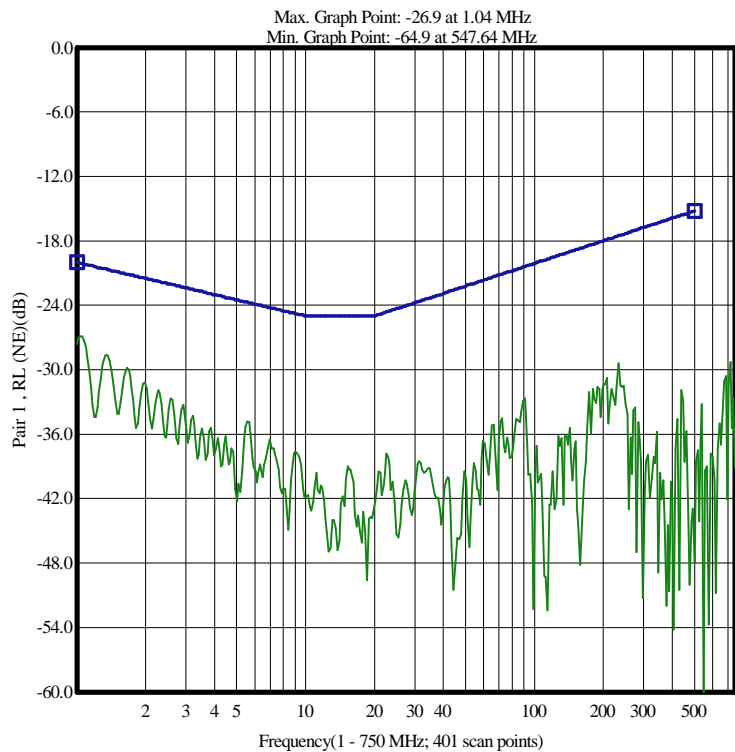
\* = Measured value out of spec.  
xxx = No entry.

\*\*\* = Measured value is invalid.

### Summary and Graphic: Return Loss (RL)

(Cat 6A):  $RL \geq 20 + 5 * \log(f)$ ;  $25; 25 - 7 * \log(f/20)$

Pair	Spec (Min)(dB)	Measured(dB)	Margin (dB)	@ Frequency (MHz)	Test Result
Pair 1 [5]	20.1	26.9	6.8	1.04	Passed
Pair 2 [6]	20.2	25.7	5.5	1.08	Passed
Pair 3 [7]	20.1	27.5	7.4	1.06	Passed
Pair 4 [8]	20.2	26.3	6.1	1.08	Passed



N/A = Not Applicable.  
--- = Disable/Bypassed Pair.

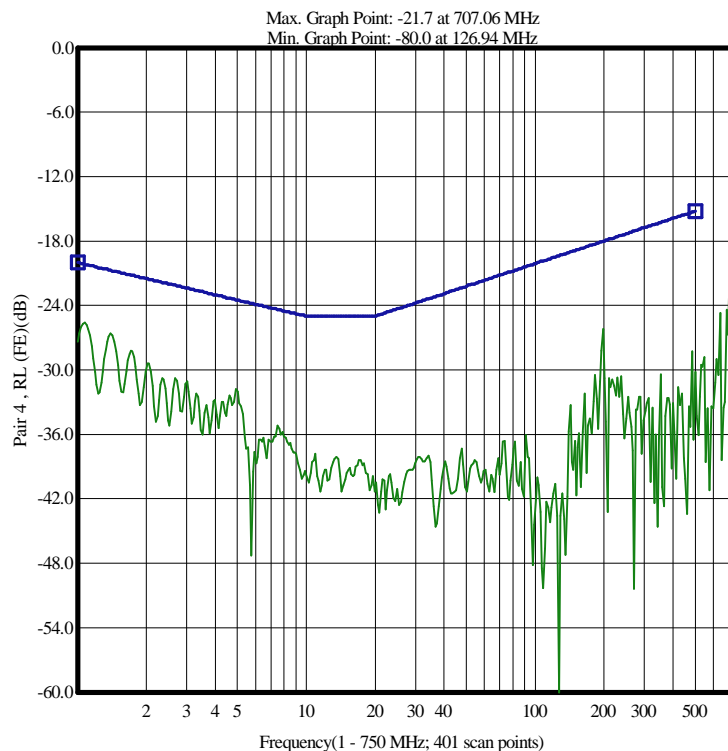
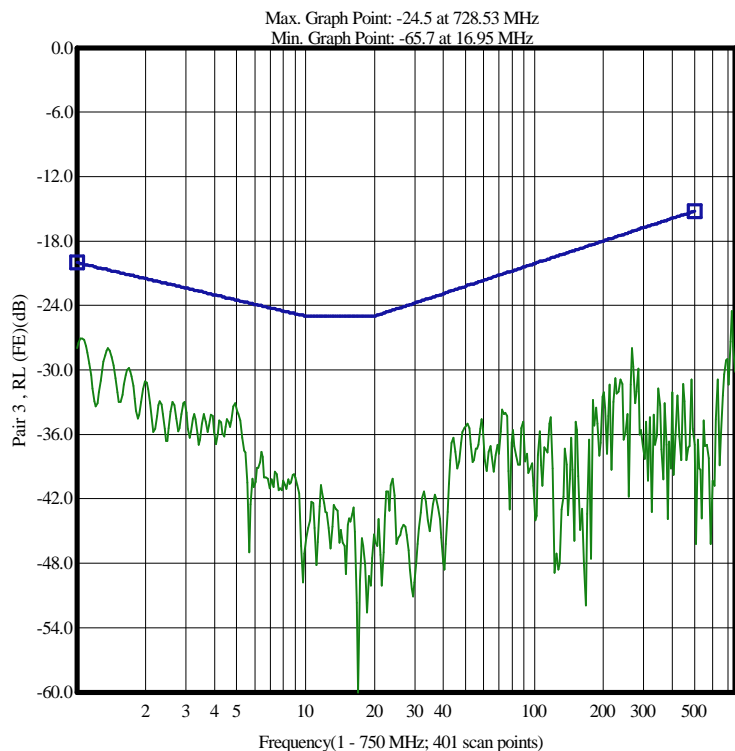
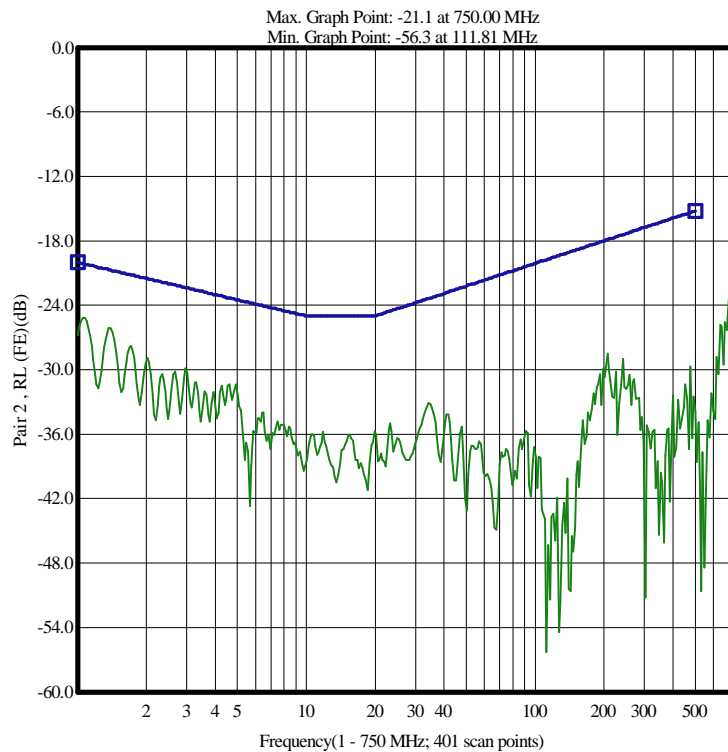
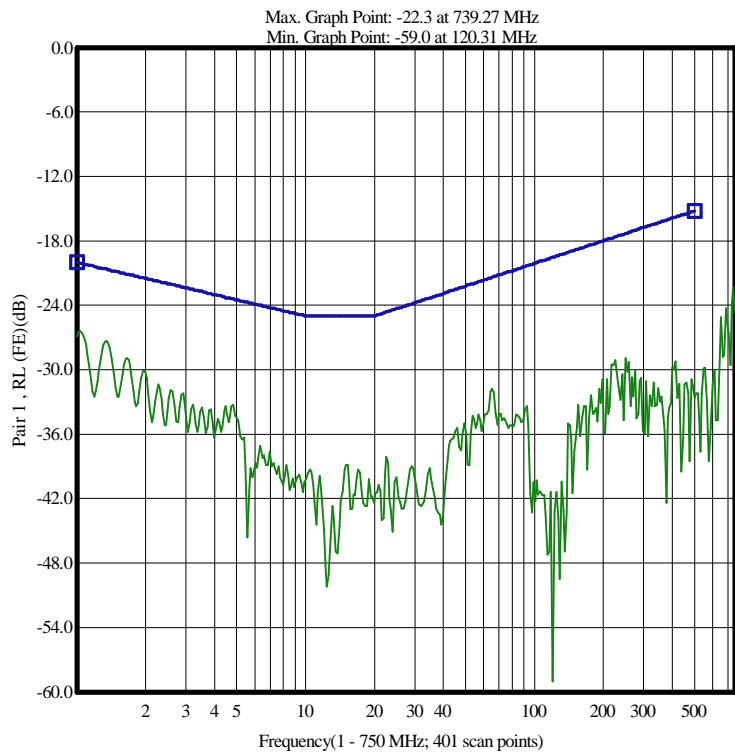
\* = Measured value out of spec.  
xxx = No entry.

\*\*\* = Measured value is invalid.

### Summary and Graphic: Return Loss (RL\_FE)

(Cat 6A):  $RL \geq 20 + 5 * \log(f)$ ;  $25; 25 - 7 * \log(f/20)$

Pair	Spec (Min)(dB)	Measured(dB)	Margin (dB)	@ Frequency (MHz)	Test Result
Pair 1 [5]	20.1	26.4	6.3	1.04	Passed
Pair 2 [6]	20.2	25.2	5.0	1.08	Passed
Pair 3 [7]	20.1	27.1	7.0	1.04	Passed
Pair 4 [8]	20.2	25.6	5.4	1.08	Passed



N/A = Not Applicable.  
--- = Disable/Bypassed Pair.

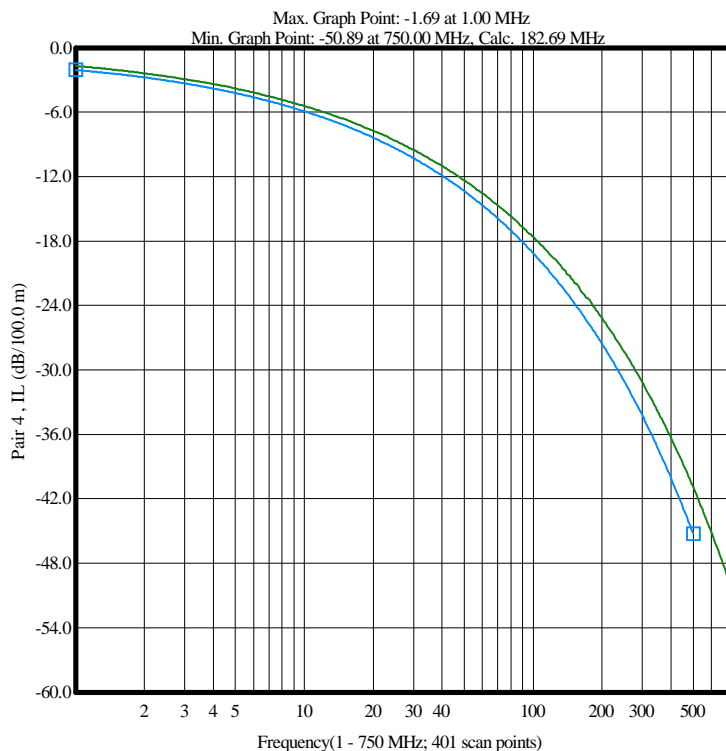
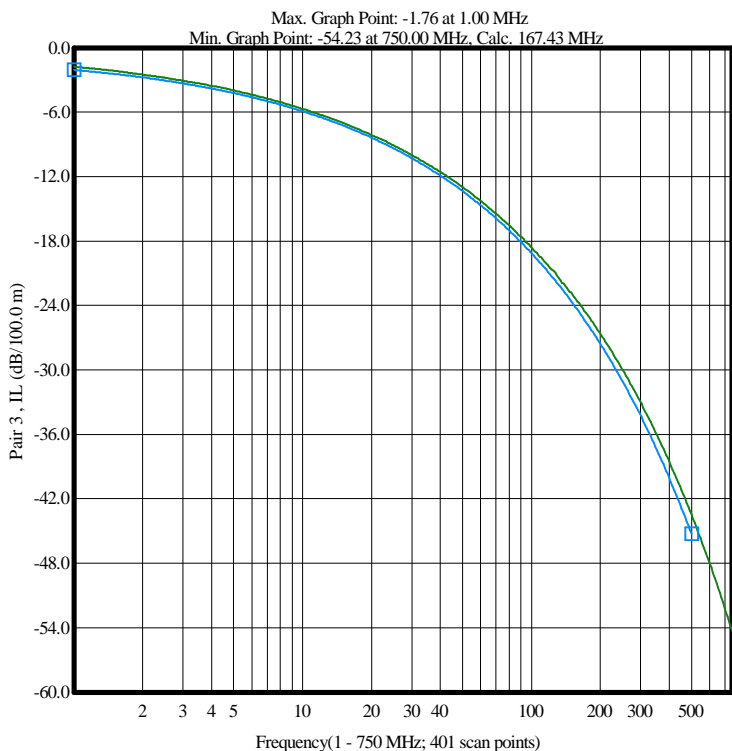
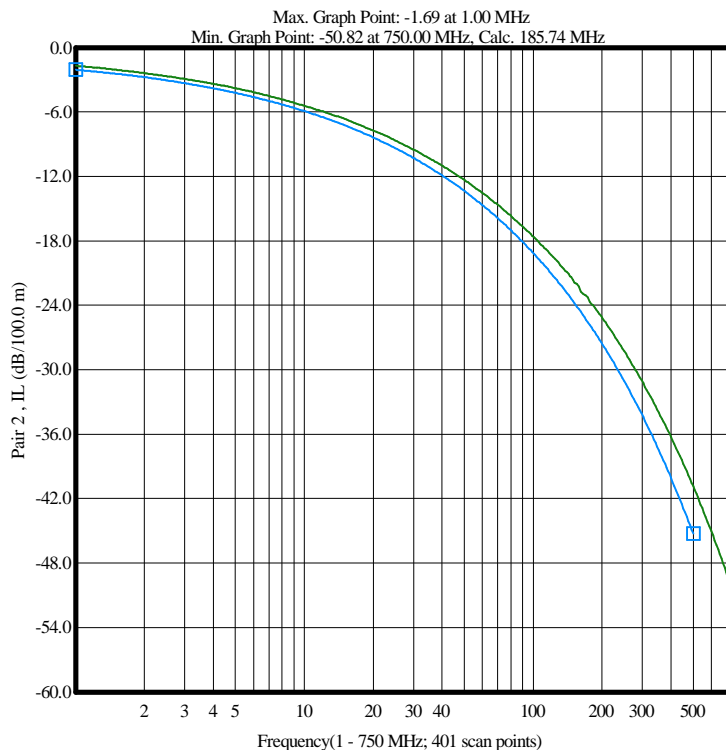
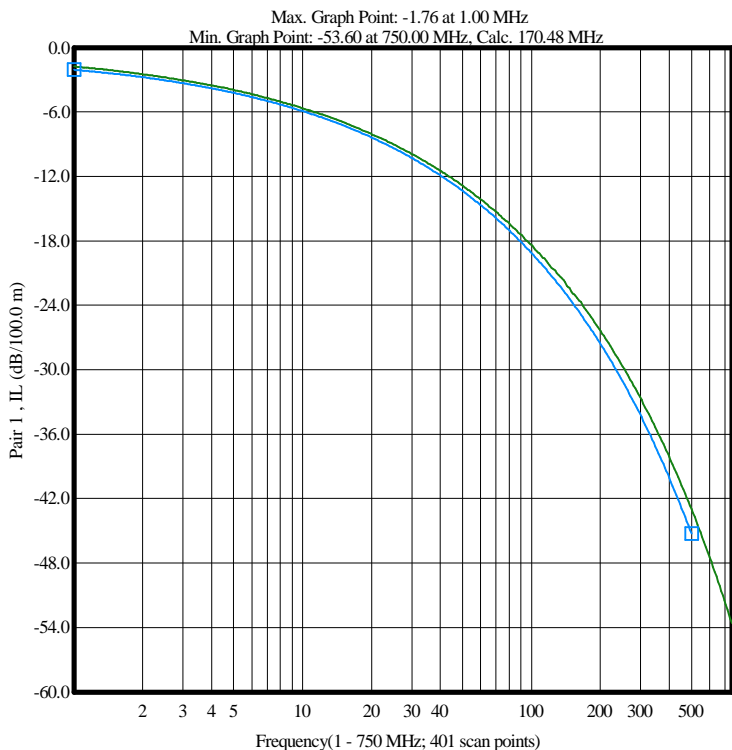
\* = Measured value out of spec.  
xxx = No entry.

\*\*\* = Measured value is invalid.

### Summary and Graphic: Insertion Loss (IL)(Curve Fit)@20C

(Cat 6A):  $IL \leq 1.82 \sqrt{f} + 0.0091 * f + 0.25 / \sqrt{f}$  (Refer to manual)

Pair	Spec (Max)(dB/100.0 m)	Measured(dB/100.0 m)	Margin (dB/100.0 m)	@ Frequency (MHz)	Test Result
Pair 1 [5]	4.41	4.15	0.26	5.47	Passed
Pair 2 [6]	2.50	2.13	0.37	1.58	Passed
Pair 3 [7]	5.22	5.00	0.22	7.74	Passed
Pair 4 [8]	2.71	2.35	0.36	1.91	Passed



N/A = Not Applicable.  
--- = Disable/Bypassed Pair.

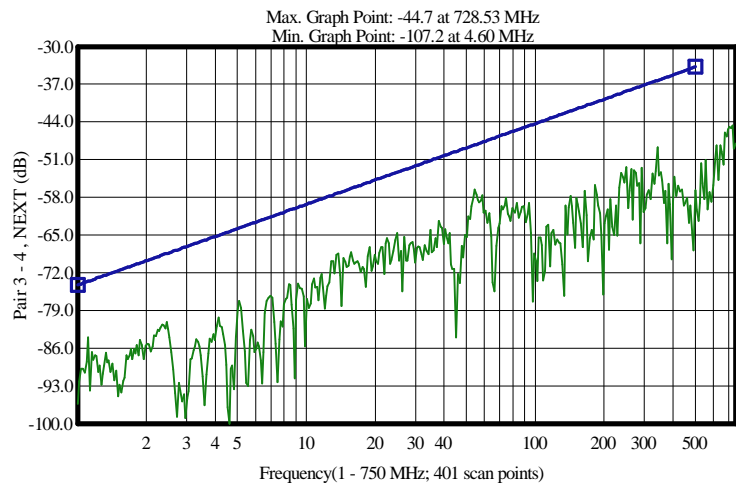
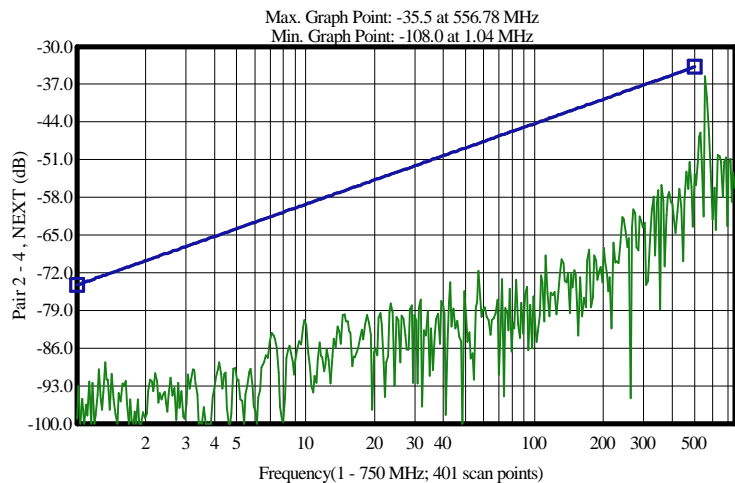
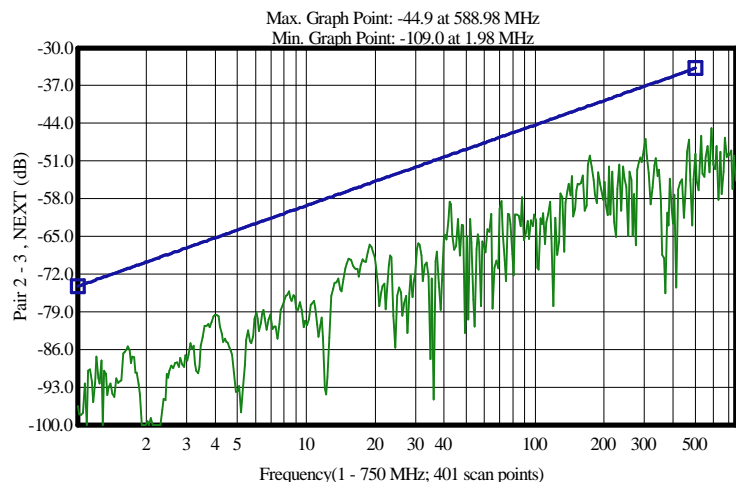
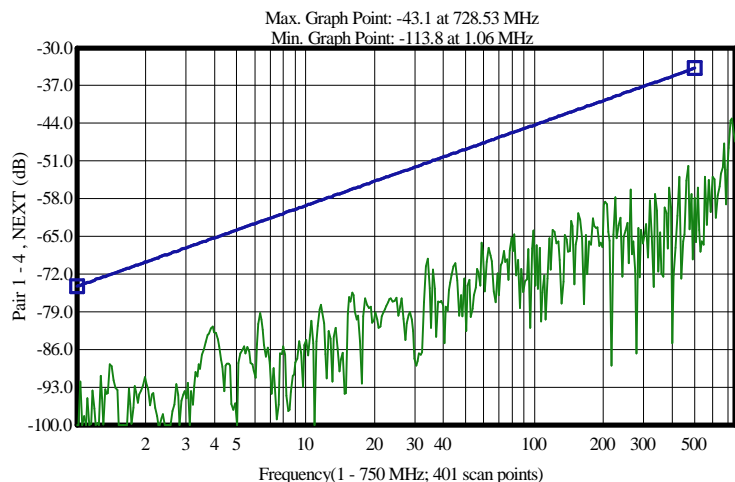
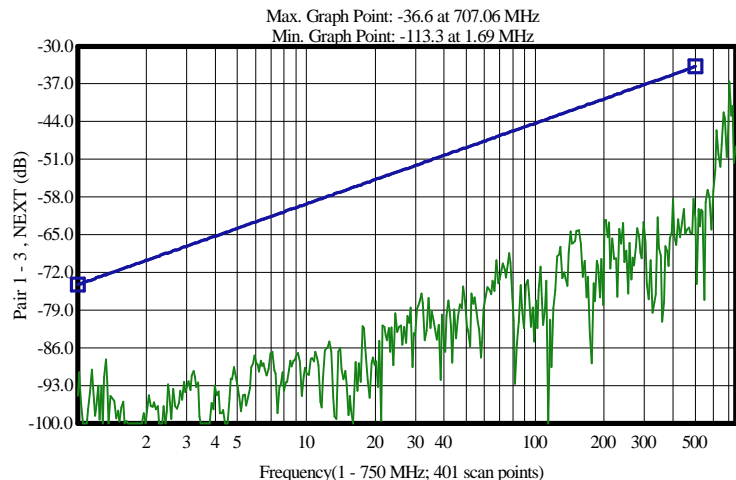
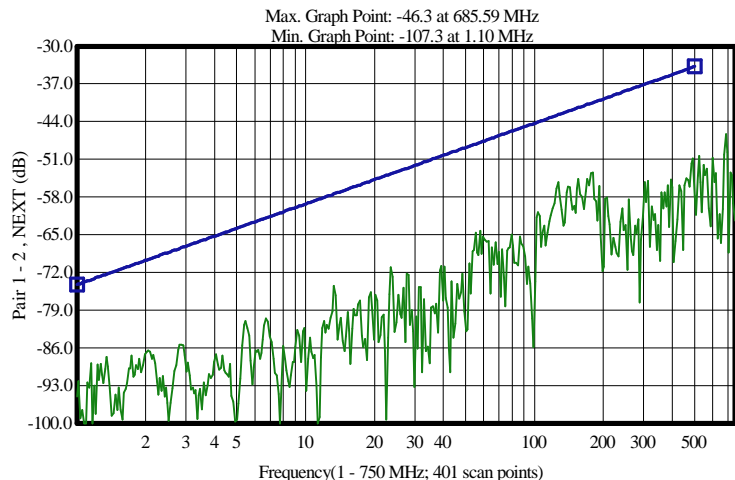
\* = Measured value out of spec.  
xxx = No entry.

\*\*\* = Measured value is invalid.

### Summary and Graphic: Near End Crosstalk Loss (NEXT)

(Cat 6A): NEXT >= 44.3 - 15 \*log(f/100)

Pair	Spec (Min)(dB)	Measured(dB)	Margin (dB)	@ Frequency (MHz)	Test Result
Pair 1 - 2	42.7	55.3	12.6	126.94	Passed
Pair 1 - 3	72.5	88.2	15.7	1.33	Passed
Pair 1 - 4	65.4	81.8	16.4	3.92	Passed
Pair 2 - 3	49.9	58.6	8.7	42.28	Passed
Pair 2 - 4	72.5	88.6	16.1	1.33	Passed
Pair 3 - 4	48.3	56.6	8.3	54.49	Passed



N/A = Not Applicable.  
--- = Disable/Bypassed Pair.

\* = Measured value out of spec.  
xxx = No entry.

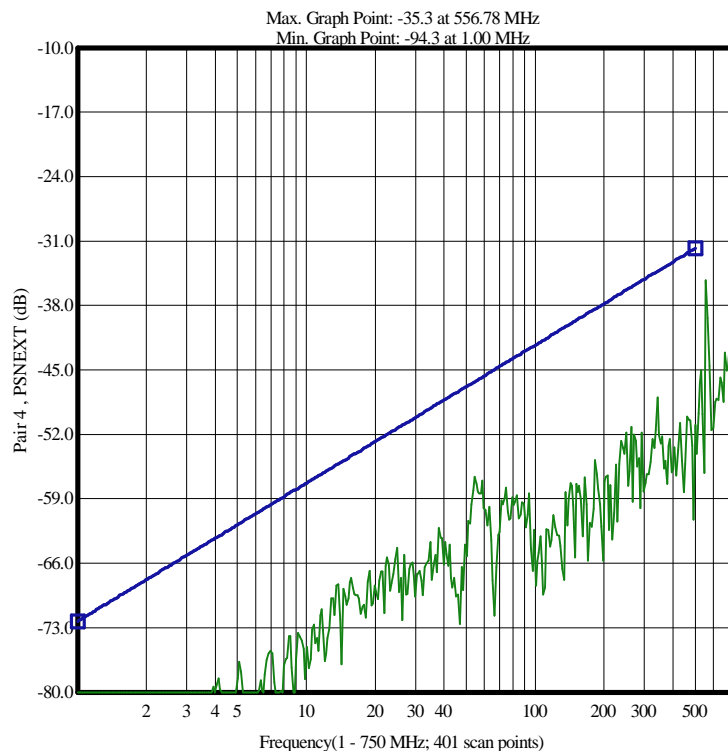
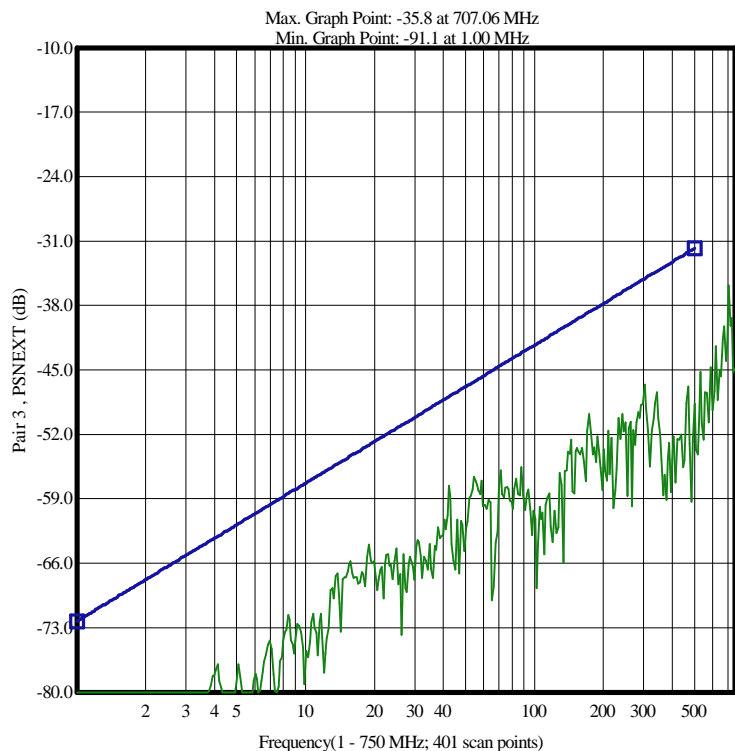
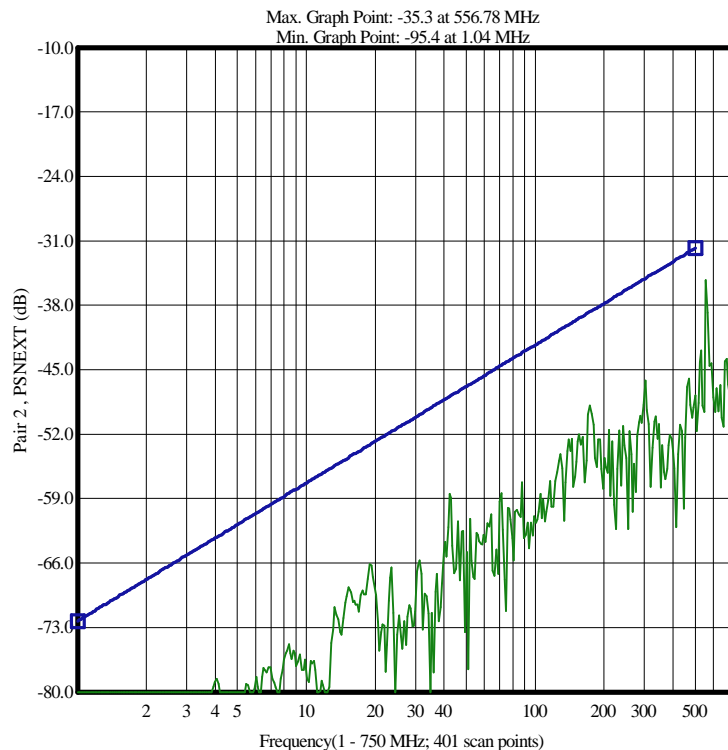
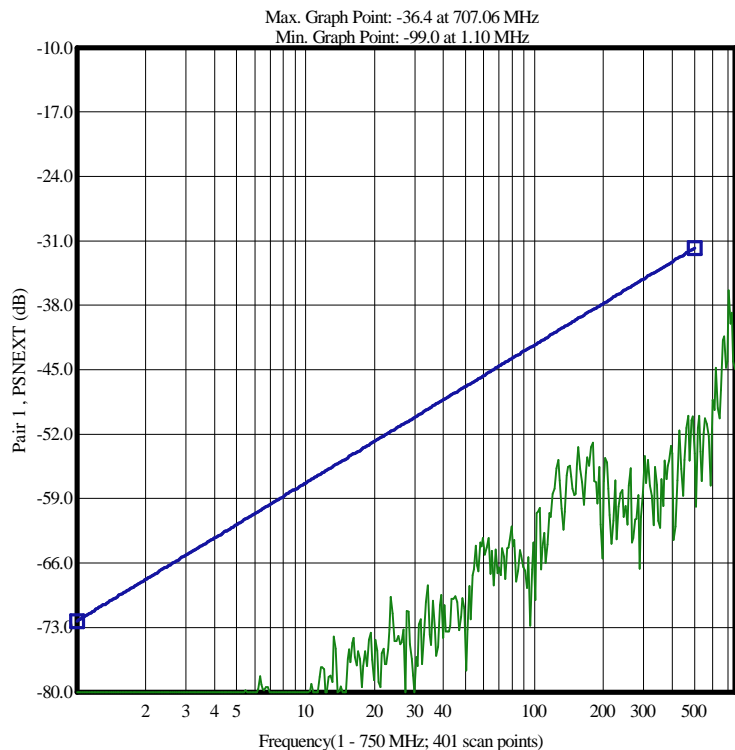
\*\*\* = Measured value is invalid.



### Summary and Graphic: Power Sum NEXT(PSNEXT)

(Cat 6A): PSNEXT >= 42.3 - 15 log(f/100)

Pair	Spec (Min)(dB)	Measured(dB)	Margin (dB)	@ Frequency (MHz)	Test Result
Pair 1 [5]	39.4	53.4	14.0	155.68	Passed
Pair 2 [6]	38.7	48.9	10.2	173.54	Passed
Pair 3 [7]	47.9	57.6	9.7	42.28	Passed
Pair 4 [8]	46.3	56.6	10.3	54.49	Passed



N/A = Not Applicable.  
--- = Disable/Bypassed Pair.

\* = Measured value out of spec.  
xxx = No entry.

\*\*\* = Measured value is invalid.

**NEXT SWEEP - Worst Margin (dB) (Negative sign indicates a failure.)**

Dv/Rc	2	3	4
1	12.6	15.7	16.4
2	...	8.7	16.1
3	...	...	8.3

**NEXT SWEEP - Worst Frequency (MHz)**

Dv/Rc	2	3	4
1	127	1.33	3.92
2	...	42.3	1.33
3	...	...	54.5

**Detail Discrete Frequencies ---Input Impedance (Zin)(Ohms)(Terminated)**

Frequency	4.00	8.00	10.00	16.00	20.00	25.00	31.25	62.50	99.90	100.00
Max Spec	115.00	115.00	115.00	115.00	115.00	115.00	115.00	115.00	115.00	122.00
Min Spec	85.00	85.00	85.00	85.00	85.00	85.00	85.00	85.00	85.00	78.00
Pair 1 [5]	101.18	100.51	100.23	99.59	100.24	99.07	97.96	98.05	98.94	98.88
Pair 2 [6]	103.36	102.44	102.00	102.08	101.68	100.58	102.51	98.39	99.65	99.64
Pair 3 [7]	100.75	99.77	98.63	100.71	100.60	98.97	98.34	96.46	97.65	97.68
Pair 4 [8]	102.78	101.08	101.14	102.05	101.36	100.70	100.00	100.08	100.56	100.61

**Continue:Input Impedance (Zin)(Ohms)(Terminated)**

Frequency	125.00	155.00	199.90	200.00	250.00					
Max Spec	122.00	122.00	122.00	132.00	132.00					
Min Spec	78.00	78.00	78.00	68.00	68.00					
Pair 1 [5]	98.75	101.25	99.27	99.23	98.53					
Pair 2 [6]	99.33	103.16	100.66	100.64	99.45					
Pair 3 [7]	100.71	100.04	99.98	100.00	94.73					
Pair 4 [8]	101.94	100.35	104.44	104.71	99.17					

**Detail Discrete Frequencies ---Return Loss (RL)(dB)**

(Cat 6A):  $RL \geq 20 + 5 * \log(f)$ ; 25; 25 - 7 \*  $\log(f/20)$

Frequency	1.00	4.00	8.00	10.00	16.00	20.00	25.00	31.25	62.50	100.00
Min Spec	20.0	23.0	24.5	25.0	25.0	25.0	24.3	23.6	21.5	20.1
Pair 1 [5]	27.6	37.9	41.1	41.8	40.0	42.6	45.3	38.6	39.3	44.4
Pair 2 [6]	27.5	33.5	36.5	37.9	39.5	39.4	49.6	36.6	38.1	49.9
Pair 3 [7]	28.7	37.8	38.7	39.3	46.9	44.3	44.1	37.0	34.8	35.8
Pair 4 [8]	28.9	33.5	40.1	40.9	39.9	41.7	44.7	44.5	57.1	38.8

**Continue:Return Loss (RL)(dB)**

Frequency	200.00	250.00	300.00	350.00	400.00	500.00				
Min Spec	18.0	17.3	16.8	16.3	15.9	15.2				
Pair 1 [5]	31.5	33.1	45.8	46.3	42.3	47.6				
Pair 2 [6]	36.9	32.2	45.1	38.8	30.6	40.8				
Pair 3 [7]	32.5	30.0	43.6	46.3	40.9	44.2				
Pair 4 [8]	26.3	33.2	43.8	31.3	34.0	35.4				

**Detail Discrete Frequencies ---Return Loss (RL-FE)(dB)**

(Cat 6A):  $RL \geq 20 + 5 * \log(f)$ ; 25; 25 - 7 \*  $\log(f/20)$

Frequency	1.00	4.00	8.00	10.00	16.00	20.00	25.00	31.25	62.50	100.00
Min Spec	20.0	23.0	24.5	25.0	25.0	25.0	24.3	23.6	21.5	20.1
Pair 1 [5]	26.9	36.2	40.7	40.3	42.8	42.1	40.2	42.4	33.9	41.6
Pair 2 [6]	26.8	33.1	35.2	38.6	36.7	35.8	36.4	35.6	40.0	37.8
Pair 3 [7]	28.0	35.9	40.3	46.3	43.3	45.5	46.1	45.0	38.3	42.8
Pair 4 [8]	27.4	33.0	36.2	39.8	39.9	41.0	41.2	38.1	41.0	42.9

**Continue:Return Loss (RL-FE)(dB)**

Frequency	200.00	250.00	300.00	350.00	400.00	500.00				
Min Spec	18.0	17.3	16.8	16.3	15.9	15.2				
Pair 1 [5]	34.3	29.2	35.8	32.1	29.8	32.5				
Pair 2 [6]	30.4	31.8	44.6	43.7	32.5	33.8				
Pair 3 [7]	32.2	35.8	37.8	32.2	32.2	36.9				
Pair 4 [8]	29.3	34.6	34.2	34.7	33.1	30.7				

N/A = Not Applicable.  
--- = Disable/Bypassed Pair.

\* = Measured value out of spec.  
xxx = No entry.

\*\*\* = Measured value is invalid.

**Detail Discrete Frequencies ---Insertion Loss (IL)(dB/100.0 m)(Curve Fit)@20C**

(Cat 6A):  $IL \leq 1.82 \sqrt{f} + 0.0091 * f + 0.25 / \sqrt{f}$  (Refer to manual)

Frequency	1.00	4.00	8.00	10.00	16.00	20.00	25.00	31.25	62.50	100.00
Max Spec	2.08	3.80	5.31	5.93	7.49	8.38	9.38	10.50	14.99	19.14
Pair 1 [5]	1.76	3.53	5.04	5.66	7.17	8.06	9.03	10.11	14.44	18.40
Pair 2 [6]	1.69	3.38	4.84	5.44	6.89	7.74	8.66	9.70	13.83	17.62
Pair 3 [7]	1.76	3.55	5.08	5.70	7.24	8.13	9.10	10.20	14.57	18.60
Pair 4 [8]	1.69	3.39	4.85	5.44	6.90	7.75	8.67	9.71	13.85	17.62

**Continue:Insertion Loss (IL)(dB/100.0 m)(Curve Fit)@20C**

Frequency	125.00	155.00	200.00	250.00	300.00	350.00	400.00	500.00		
Max Spec	21.51	24.09	27.58	31.07	34.27	37.25	40.05	45.26		
Pair 1 [5]	20.68	23.05	26.37	29.67	32.68	35.48	38.11	42.98		
Pair 2 [6]	19.73	21.98	25.15	28.28	31.13	33.77	36.25	40.84		
Pair 3 [7]	20.81	23.31	26.64	29.98	33.03	35.87	38.53	43.46		
Pair 4 [8]	19.73	22.00	25.19	28.32	31.17	33.82	36.31	40.90		

**Detail Discrete Frequencies ---Near End Crosstalk Loss (NEXT)(dB)**

(Cat 6A):  $NEXT \geq 44.3 - 15 * \log(f/100)$

Frequency	1.00	4.00	8.00	10.00	16.00	20.00	25.00	31.25	62.50	100.00
Min Spec	74.3	65.3	60.8	59.3	56.2	54.8	53.3	51.9	47.4	44.3
Pair 1 - 2	95.1	88.5	85.7	89.3	82.1	81.7	80.9	76.7	66.2	78.3
Pair 1 - 3	95.0	93.3	93.9	90.4	103.4	89.0	83.0	77.6	75.0	80.1
Pair 1 - 4	106.7	82.9	85.4	84.6	75.5	80.1	76.6	87.0	68.1	70.3
Pair 2 - 3	96.5	79.6	77.1	81.2	70.5	69.5	75.9	66.5	64.0	61.6
Pair 2 - 4	99.1	93.5	99.7	81.3	89.2	86.5	80.3	81.0	80.6	79.9
Pair 3 - 4	96.4	84.2	77.9	80.5	69.8	69.0	65.2	67.2	61.6	69.4

**Continue:Near End Crosstalk Loss (NEXT)(dB)**

Frequency	200.00	250.00	300.00	400.00	500.00					
Min Spec	39.8	38.3	37.1	35.3	33.8					
Pair 1 - 2	71.3	63.2	58.2	56.5	57.3					
Pair 1 - 3	67.5	68.1	64.7	58.4	61.7					
Pair 1 - 4	61.6	64.0	65.3	84.7	58.8					
Pair 2 - 3	56.0	55.8	47.9	62.5	50.1					
Pair 2 - 4	69.5	64.1	63.2	59.0	54.5					
Pair 3 - 4	67.2	52.5	60.3	58.6	57.6					

**Detail Discrete Frequencies ---Power Sum NEXT(PSNEXT)(dB)**

(Cat 6A):  $PSNEXT \geq 42.3 - 15 \log(f/100)$

Frequency	1.00	4.00	8.00	10.00	16.00	20.00	25.00	31.25	62.50	100.00
Min Spec	72.3	63.3	58.8	57.3	54.2	52.8	51.3	49.9	45.4	42.3
Pair 1 [5]	91.9	81.5	82.2	81.8	74.6	77.2	74.4	73.5	63.7	67.6
Pair 2 [6]	91.8	78.9	76.5	77.7	70.2	69.0	73.6	65.8	61.9	61.3
Pair 3 [7]	91.1	78.1	74.4	77.0	67.1	66.2	64.7	63.7	59.5	60.9
Pair 4 [8]	94.3	80.3	77.1	76.5	68.8	68.6	64.7	66.9	60.7	66.1

**Continue:Power Sum NEXT(PSNEXT)(dB)**

Frequency	200.00	250.00	300.00	400.00	500.00					
Min Spec	37.8	36.3	35.1	33.3	31.8					
Pair 1 [5]	59.9	59.9	56.2	54.3	53.8					
Pair 2 [6]	55.7	54.5	47.4	53.8	47.9					
Pair 3 [7]	55.1	50.7	47.5	54.7	49.0					
Pair 4 [8]	59.9	51.9	57.7	55.8	51.8					

N/A = Not Applicable.  
--- = Disable/Bypassed Pair.

\* = Measured value out of spec.  
xxx = No entry.

\*\*\* = Measured value is invalid.